

## Hurricane Anchor Clips

The CDHTHA anchor series is manufactured to attach metal plate connected trusses, framing members and wall members, made of solid sawn or structural composite lumber; to solid sawn or structural composite lumber wall members. The CDHTHA anchors resist upward load, lateral load perpendicular to the supported truss or framing member.

The CDHTA2.5 product may be used on either or both sides for the supported member.

Attachment is required to the lower portion of the supported truss or framing member, and the top plates of the supporting wall, or wall stud and anchored sill (bottom) plate(s).

### MATERIAL SPECIFICATIONS

**Gauge:** 18ga (43mil)

**Design Thickness:** 0.0451 inches

**Coating:** G90 (Z275) hot-dipped galvanized coating

**Yield Strength:** Structural Grade 50 Type H (ST50H), 50ksi (340 MPa)

### PRODUCT DIMENSIONS

#### CDHTA2.5

**Width (W):** 1"

**Height (H):** 6"


#### CDHTHA4

**Width (W):** 2.125"

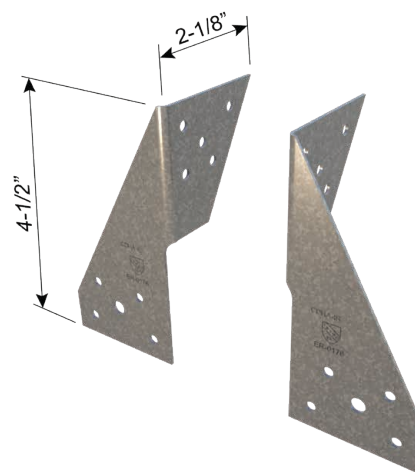
**Height (H):** 4.5"

### CODE REPORT

- IAPMO ER-0176



CDHTA2.5



CDHTHA4

## Hurricane Anchor Clips (CDHTA2.5, CDHTHA4)


Product code	Common Nail Type Fasteners				Allowable Upward Loads (lbs)											
					Spruce Pine-Fir (0.42 Specific Gravity)				Douglas Fir-Larch (0.50 Specific Gravity)				Southern Pine (0.55 Specific Gravity)			
	Joist Size	Joist Qty.	Wall Plate Size	Wall Plate Qty.	Load Duration Factor				Load Duration Factor				Load Duration Factor			
					1.00	1.15	1.25	1.60	1.00	1.15	1.25	1.60	1.00	1.15	1.25	1.60
(2)CDHTA2.5 (1 each face)	0.131" x 1.5"	10	0.131" x 1.5"	10	835	960	1045	1145	975	1120	1145	1145	1055	1145	1145	1145
(2)CDHTA2.5 (1 each face)	0.131" x 1.5"	10	0.131" x 2.5"	10	835	960	1045	1145	975	1120	1145	1145	1055	1145	1145	1145
(4)CDHTHA4 (2 each face)	0.131" x 1.5"	5	0.131" x 2.5"	4	1340	1540	1680	2140	1560	1800	1940	2500	1680	1940	2100	2700
(4)CDHTHA4 (2 each face)	0.131" x 1.5"	5	0.148" x 1.5"	4	1620	1860	2020	2580	1880	2160	2340	3000	2040	2340	2540	3260

**Notes:**

- 1 Allowable Load Capacities based on Species and Load Duration Factor as permitted by applicable building code.
- 2 Products shown in table are made of No. 18 gauge steel.
- 3 Products shall be installed in pairs on each side of the connected member for the CDHTA2.5.
- 4 Four CDHTHA4 shall be installed, two on each face, to the connected member.



CDHTA2.5 Installation



CDHTHA4 Installation