

VINYL DRYWALL FINISHING PRODUCTS



**STRONGER
THAN STEEL.SM**

VINYL CORNER BEADS, TRIMS & ACCESSORIES

REACH THE FINISH LINE
A WHOLE LOT FASTER.



You've got a lot of space to cover, and it's not all on the jobsite. ClarkDietrich finishing products elevate the quality of your craft and help eliminate the stuff that slows you down. From interior to exterior, our systems save steps, materials and hassles, so you can trade in the walls for whatever's waiting for you outside.

LEARN MORE AT
clarkdietrich.com

OVERTIME		REGULAR TIME	
	AM	IN	OUT
	PM	IN	OUT
DAY 1			
DAY 2			
DAY 3			
DAY 4			
DAY 5			
DAY 6			
DAY 7			

Complete answers for the most challenging projects

Count on our unmatched lineup of vinyl accessories to provide greater finish quality for your walls and ceilings and to help you complete even the most challenging projects. Well beyond drywall finishing products, ClarkDietrich provides the widest selection of vinyl construction products available today. In fact, our product line of over 1,000 vinyl wall and ceiling accessories also includes solutions for veneer plaster, stucco, stone veneer, and EIFS & DEFS applications.

Full appreciation for working together

Our extensive portfolio is the result of years of listening and collaboration. We've worked with professionals across the building industry to identify the market's needs and develop innovative products. What's more, our national distribution network offers you quick turnaround on orders. Whenever you have a question, our experienced customer service experts are on call to provide answers and assist you with technical support.

Table of Contents



Page 4

Standard Corner Beads



Page 10

Control and Expansion Joints



Page 5

Inside Corner Beads



Page 11

Partition End Caps



Page 5-7

Bullnose Corner Beads



Page 11

Shadow Reveals



Page 8

Chamfered Corner Beads



Page 12-13

Channel Reveals



Page 8-9

Commercial Beads





Page 14-15

Specifications,
Code Approvals and
Performance Standards

Standard Corner Beads



PRO-90 Corner Bead



Extra rigid vinyl corner bead designed for stiffness and strength. A slight radius on the nose makes for easy, smooth finishing.

Product Code	(A) Flanges	Length	Pieces per Box
PRO90-8	1-1/4"	8'	50
PRO90-9	1-1/4"	9'	50
PRO90-10	1-1/4"	10'	50
PRO90-12	1-1/4"	12'	50



PRO-90 Archway



Extra rigid, vinyl archway designed with a slotted flange that easily forms to curves and arches. The radius on the nose aides in smooth and easy finishing.

Product Code	(A) Flanges	Length	Pieces per Box
PRO90 A-8	1-1/4"	8'	50
PRO90 A-10	1-1/4"	10'	50
PRO90 A-12	1-1/4"	12'	50



PRO-90 Combi Bead



Designed with a "T" slotted flange to create straight-to-curve arches by simply cutting the ends of "T" slots where an arch or curve is desired.

Product Code	(A) Flanges	Length	Pieces per Box
PRO90 COMBI-8	1-1/4"	8'	50
PRO90 COMBI-10	1-1/4"	10'	50

PRO-90 Jumbo Corner Bead





Designed with extra wide, 1-3/4" flanges to cover two layers of 5/8" drywall.

Product Code	(A) Flanges	Length	Pieces per Box
PRO90175-8	1-3/4"	8'	40
PRO90175-9	1-3/4"	9'	40
PRO90175-10	1-3/4"	10'	40

Note: Jumbo Archway available with slotted flange in 10' length. To order, add an A to product code, example: PRO90175 A-10.

PRO Splayed Corner Bead




Adjustable corner bead designed for off-angle outside corner conditions from 120° to 140°.

Product Code	(A) Flanges	Length	Pieces per Box
PROSB125-8	1-1/4"	8'	70
PROSB125-9	1-1/4"	9'	70
PROSB125-10	1-1/4"	10'	70

Inside Corner Beads

Adjustable Inside Corner Trim




Adjustable inside corner hinge with shoulders designed to keep the corner straight during installation. Adjustable from 80° to 100°.

Product Code	(A) Flanges	Length	Pieces per Box
ACT125-8	1-1/4"	8'	70
ACT125-9	1-1/4"	9'	70
ACT125-10	1-1/4"	10'	70

Bullnose Corner Beads

3/8" Bullnose Corner Bead





3/8" radius bullnose creates subtle dimension and softens the look of outside corners.

Product Code	Radius	(A) Flanges	Length	Pieces per Box
BCB38-8	3/8"	7/8"	8'	35
BCB38-9	3/8"	7/8"	9'	35
BCB38-10	3/8"	7/8"	10'	35
BCB38-12	3/8"	7/8"	12'	35

Note: 3/8" Bullnose Archway available with slotted flange in 8' and 10' lengths. To order, add an A to product code, example: BCB38 A-10.


PRO-Bull 3/4" Corner Bead



Extra rigid vinyl bullnose corner bead designed for stiffness and strength. 3/4" radius bullnose provides soft, rounded aesthetic to outside corners.

Product Code	Radius	(A) Flanges	Length	Pieces per Box
PROBULL-8	3/4"	7/8"	8'	35
PROBULL-9	3/4"	7/8"	9'	35
PROBULL-10	3/4"	7/8"	10'	35
PROBULL-12	3/4"	7/8"	12'	35


PRO-Bull 3/4" Archway



3/4" radius bullnose corner bead designed with slotted flange that easily forms to curves and arches with a soft, rounded finish.

Product Code	Radius	(A) Flanges	Length	Pieces per Box
PROBULL A-8	3/4"	7/8"	8'	35
PROBULL A-10	3/4"	7/8"	10'	35

PRO-Bull 3/4" Splayed Corner Bead

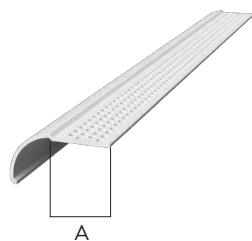



Adjustable bullnose corner bead with a 3/4" radius designed for off-angle outside corner conditions from 120° to 140°.

Product Code	Radius	(A) Flanges	Length	Pieces per Box
PROBSB75-8	3/4"	7/8"	8'	35
PROBSB75-9	3/4"	7/8"	9'	35
PROBSB75-10	3/4"	7/8"	10'	35

Bullnose Corner Beads

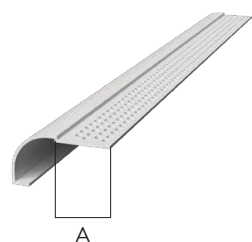

3/4" Bullnose Kerfed Corner Bead



3/4" radius bullnose designed with a return leg that can be inserted into the channel of door and window jambs.

Product Code	Radius	(A) Flange	Length	Pieces per Box
BKB75-8	3/4"	7/8"	8'	35
BKB75-10	3/4"	7/8"	10'	35


3/4" Bullnose J-Bead



Covers the raw edges of drywall with a 3/4" radius bullnose corner. Designed to be installed after the drywall, this bead is ideal for finishing door and window openings.

Product Code	Board Thickness	Radius	(A) Flange	Length	Pieces per Box
BJB50S-8	1/2"	3/4"	7/8"	8'	30
BJB50S-10	1/2"	3/4"	7/8"	10'	30
BJB58S-10	5/8"	3/4"	7/8"	10'	30

3/4" Inside Corner Cove



3/4" radius, inside corner cove that is designed to complement the outside corners created by the PRO-Bull 3/4" Corner Bead.

Product Code	Radius	(A) Flange	Length	Pieces per Box
ICC75-8	3/4"	7/8"	8'	35
ICC75-10	3/4"	7/8"	10'	35

3/4" Splayed Inside Corner Cove



3/4" radius, splayed inside corner cove that is designed to complement PRO-Bull 3/4" Splayed Corner Bead. Adjustable from 120° to 140° for off-angle inside corner conditions.

Product Code	Radius	(A) Flange	Length	Pieces per Box
ICC75 SP-8	3/4"	7/8"	8'	35
ICC75 SP-10	3/4"	7/8"	10'	35

3/4" Bullnose 2-Way Inside Corner Cap




Designed to finish intersections where two 3/4" radius bullnose corner beads meet at 90°. Great for windows, doorways, closets and skylights.

Product Code	Radius	Pieces per Box
M285	3/4"	50

Bullnose Corner Beads


3/4" Bullnose 3-Way Outside Corner Cap



Designed to finish intersections where three outside 3/4" radius bullnose corner beads meet at 90° angles and eliminate time consuming mitering.

Product Code	Radius	Pieces per Box
M385	3/4"	50



3/4" Bullnose Transition Cap



Designed to transition 3/4" radius bullnose corner bead to a 90° square corner for installing baseboard or crown molding up to 4-1/2" wide.

Product Code	Radius	Pieces per Box
M859	3/4"	50

1-1/2" Bullnose Corner Bead





1-1/2" radius bullnose creates large, rounded edges for a soft, curved finish.

Product Code	Radius	(A) Flanges	Length	Pieces per Box
BCB150-8	1-1/2"	7/8"	8'	30
BCB150-10	1-1/2"	7/8"	10'	30
BCB150-12	1-1/2"	7/8"	12'	30

Note: 1-1/2" Bullnose Archway available with slotted flange in 10' length. To order, add an A to product code, example: BCB150 A-10.

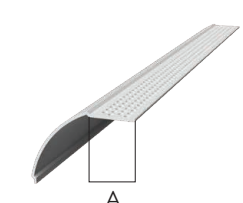

1-1/2" Bullnose Splayed Corner Bead



1-1/2" radius bullnose corner bead designed for off-angle outside corner conditions from 120° to 140°.

Product Code	Radius	(A) Flanges	Length	Pieces per Box
BSB150-8	1-1/2"	7/8"	8'	30
BSB150-10	1-1/2"	7/8"	10'	30

1-1/2" Bullnose Kerfed Corner Bead

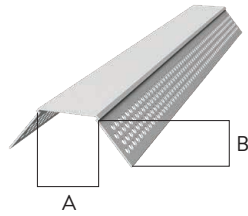



1-1/2" radius bullnose corner bead designed with a return leg designed to be inserted into the channel of window and door jambs.

Product Code	Radius	(A) Flange	Length	Pieces per Box
BKB150-8	1-1/2"	7/8"	8'	30
BKB150-10	1-1/2"	7/8"	10'	30

Chamfered Corner Beads

Chamfered Corner Beads



Designed with a 3/4" chamfered edge at the corner to provide a modern look and shadowing effect.

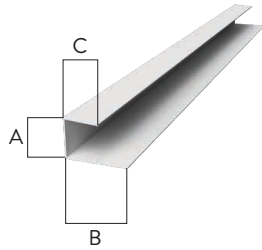

Product Code	(A) Chamfered Edge	(B) Flanges	Length	Pieces per Box
CH125-8	3/4"	1"	8'	30
CH125-9	3/4"	1"	9'	30
CH125-10	3/4"	1"	10'	30

Note: Chamfered Archway available with slotted flange in 10' lengths.

To order, add an A to product code, example: CH125 A-10.

Commercial Beads

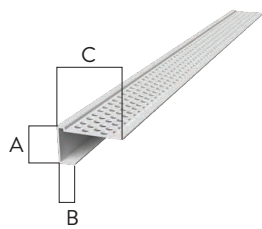

J-Bead



Designed to cover the raw edges of drywall under all window and door casings.

Product Code	(A) Board Thickness	(B) Back Leg	(C) Return Leg	Length	Pieces per Box
JB19-10	3/16"	1"	1/2"	10'	50
JB25-10	1/4"	1"	1/2"	10'	50
JB38-10	3/8"	1"	1/2"	10'	50
JB50-8	1/2"	1"	1/2"	8'	50
JB50-10	1/2"	1"	1/2"	10'	50
JB58-8	5/8"	1"	1/2"	8'	50
JB58-10	5/8"	1"	1/2"	10'	50
JB58-12	5/8"	1"	1/2"	12'	50
JB75-10	3/4"	1"	1/2"	10'	50
JB100-10	1"	1"	1/2"	10'	50

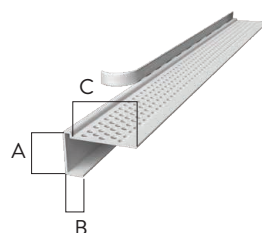

Muddable J-Bead



Designed to cover the raw edges of drywall when butting up to other materials such as masonry, glass, door frames, and window frames.

Product Code	(A) Board Thickness	(B) Return Leg	(C) Flange	Length	Pieces per Box
MJB50-8	1/2"	1/4"	1-1/8"	8'	50
MJB50-10	1/2"	1/4"	1-1/8"	10'	50
MJB58-8	5/8"	1/4"	1-1/8"	8'	50
MJB58-10	5/8"	1/4"	1-1/8"	10'	50

Rip-Bead® Muddable J-Bead

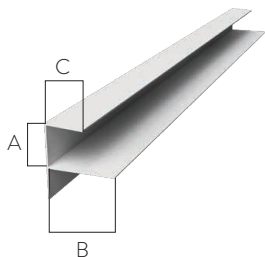


Designed to cover the raw edges of drywall when butting up to other materials such as masonry, glass, door frames, and window frames. Features a 5/16" removable leg that acts as a guide for the taping knife and a protective mask for joint compound application.

Product Code	(A) Board Thickness	(B) Return Leg	(C) Flange	Length	Pieces per Box
TMJB50-8	1/2"	1/4"	1-1/8"	8'	50
TMJB50-10	1/2"	1/4"	1-1/8"	10'	50
TMJB58-8	5/8"	1/4"	1-1/8"	8'	50
TMJB58-10	5/8"	1/4"	1-1/8"	10'	50

Commercial Beads

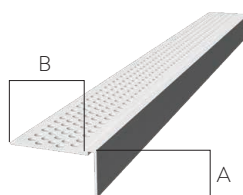

F-Bead



Designed to cover the raw edges of drywall and provide a 1/2" horizontal extension.

Product Code	(A) Board Thickness	(B) Back Leg	(C) Return Leg	Length	Pieces per Box
FB50-10	1/2"	1"	1/2"	10'	50
FB58-10	5/8"	1"	1/2"	10'	50

L-Bead

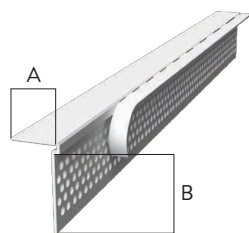


Designed to cover the raw edges of drywall at ceilings, windows and other finished interior components.

Product Code	(A) Board Thickness	(B) Flange	Length	Pieces per Box
LB38-10	3/8"	1"	10'	50
LB50-8	1/2"	1"	8'	50
LB50-10	1/2"	1"	10'	50
LB58-8	5/8"	1"	8'	50
LB58-10	5/8"	1"	10'	50
LB75-10	3/4"	1"	10'	50
LB100-10	1"	1"	10'	50
LB125-10	1-1/4"	1"	10'	50
LB150-10	1-1/2"	1"	10'	50
LB200-10	2"	1"	10'	50
LB250-10	2-1/2"	1"	10'	50
LB300-10	3"	1"	10'	50

Note: L-Bead Archway available for 1/2" and 5/8" board thickness in 10' lengths. To order, add an A to product code, example: LB50 A-10.

Rip-Bead® L-Bead

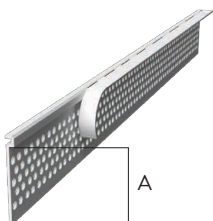


Designed to cover the raw edges of drywall at ceilings, windows and other finished interior components. Features a 5/16" removable leg that acts as a guide for the taping knife and a protective mask for the application of joint compound.

Product Code	(A) Board Thickness	(B) Flange	Length	Pieces per Box
CT50-8	1/2"	1"	8'	50
CT50-10	1/2"	1"	10'	50
CT50-12	1/2"	1"	12'	50
CT58-8	5/8"	1"	8'	50
CT58-10	5/8"	1"	10'	50
CT58-12	5/8"	1"	12'	50

Note: Rip-Bead L-Bead Archway available for 1/2" and 5/8" board thickness in 10' lengths. To order, add an A to product code, example: CT50 A-10.

Rip-Bead® Flat L-Bead

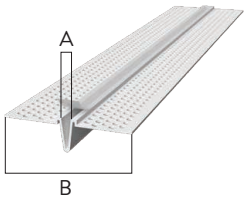



Designed for areas where the drywall is butted too close to slip the return leg over the raw edge of the drywall at ceilings, windows and other finished interior components. Features a 5/16" removable leg that acts as a protective mask for joint compound application and as a guide for the taping knife.

Product Code	Board Thickness	(A) Flange	Length	Pieces per Box
CT0-8	ALL	1-1/8"	8'	50
CT0-10	ALL	1-1/8"	10'	50

Control and Expansion Joints

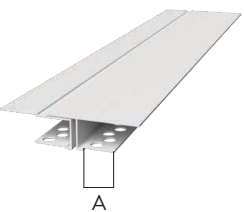

093 Control Joint



Provides stress relief and assists in the controlling of cracking across large areas of wallboard. Tear-off tape protects the center “V” from joint compound. Requires proper backing in fire-rated walls. Factory fabricated intersections are available upon request.

Product Code	Board Thickness	(A) Reveal Width	(B) Overall Width	Length	Pieces per Box
CJV16-10	1/2" or 5/8"	3/16"	2-1/4"	10'	20

"DX" Expansion Joint




Provides stress relief and assists in the controlling of cracking across large areas of wallboard. Adjustable from 1/4" to 1/2" and designed to be installed with the drywall.

Product Code	Board Thickness	(A) Flanges	Length	Pieces per Box
DX50	1/2"	3/4"	10'	25
DX58	5/8"	3/4"	10'	25

Factory Fabricated Control Joint Intersections


All ClarkDietrich vinyl control joint intersections are manufactured in a controlled factory environment to the highest quality standards. Miter cuts are made with precision to ensure a proper fit at all connections. Hot-melt glue and foil-backed tape are used to create a strong bond for all components. The quality of ClarkDietrich factory fabricated control joint intersections cannot be duplicated on a job site. When quality counts, trust ClarkDietrich. Please call customer service at 1-800-648-4695 to request a quote.

C - Cross




Add "C" to product code, example CJV16-C

T - Tee



Add "T" to product code, example CJV16-T

A - Angle




Add "A" to product code, example CJV16-A

It is recommended that additional 10 ft. control joint material is ordered along with all intersections to ensure seamless connections. Caulk all intersections, butt joints, ends, and corners at time of installation. All factory fabricated control joint intersections are made-to-order. Pieces per carton are determined by the product mix per order.

Partition End Caps


3-5/8" Partition End Cap



Finish doorways, wall ends, knee walls and closets by eliminating the need for a drywall rip and two corner beads. The 4-5/8" size is designed for 3-5/8" metal studs and 2 pieces of 1/2" drywall. The 4-7/8" is designed for 3-5/8" metal studs and 2 pieces of 5/8" drywall. Designed with a "T" slotted flange to create straight-to-curve arches by simply cutting the ends of "T" slots where curve or arch is desired.

Product Code	Board Thickness	(A) Overall Width	(B) "T" Slotted Flanges	Length	Pieces per Box
PEC50-358-10	1/2"	4-5/8"	1-1/8"	10'	10
PEC58-358-10	5/8"	4-7/8"	1-1/8"	10'	10

2-1/2" Partition End Cap




Finish doorways, wall ends, knee walls and closets by eliminating the need for a drywall rip and two corner beads. The 3-1/2" size is designed for 2-1/2" metal studs and 2 pieces of 1/2" drywall. The 3-3/4" size is designed for 2-1/2" metal studs and 2 pieces of 5/8" drywall. Designed with a "T" slotted flange to create straight-to-curve arches the ends of the "T" slots where curve or arch is desired.

Product Code	Board Thickness	(A) Overall Width	(B) "T" Slotted Flanges	Length	Pieces per Box
PEC50-250-10	1/2"	3-1/2"	1-1/8"	10'	10
PEC58-250-10	5/8"	3-3/4"	1-1/8"	10'	10

Shadow Reveals


Rip-Bead® Shadow Reveal



Creates an edge reveal when butting up to ceilings, base trim and other finished interior components. Features a 5/16" removable leg which acts as a guide for taping knife and a protective mask for joint compound application.

Product Code	Board Thickness	Reveal	(A) Flange	Length	Pieces per Box
CTR50-19-10	1/2"	3/16"	1-1/8"	10'	50
CTR50-38-10	1/2"	3/8"	1-1/8"	10'	50
CTR50-50-10	1/2"	1/2"	1-1/8"	10'	50
CTR50-58-10	1/2"	5/8"	1-1/8"	10'	50
CTR50-75-10	1/2"	3/4"	1-1/8"	10'	50
CTR50-100-10	1/2"	1"	1-1/8"	10'	50

Shadow Reveal

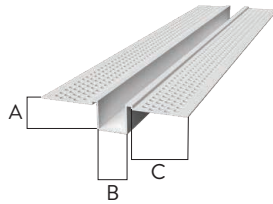



Creates an edge reveal when butting up to ceilings, base trim and other finished interior components.

Product Code	Board Thickness	Reveal	(A) Flange	Length	Pieces per Box
CTR58-50-10	5/8"	1/2"	1-1/8"	10'	50
CTR58-75-10	5/8"	3/4"	1-1/8"	10'	50

Channel Reveals

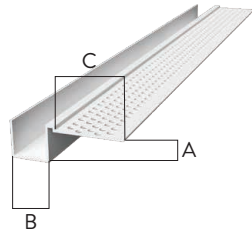

Channel Reveal



Create 1/4" to 2" reveals in drywall surfaces with no backing or blocking needed. Factory fabricated intersections are also available upon request.

Product Code	(A) Board Thickness	(B) Reveal	(C) Flanges	Length	Pieces per Box
DC50-25S	1/2"	1/4"	1-1/8"	10'	20
DC50-38S	1/2"	3/8"	1-1/8"	10'	20
DC50-50S	1/2"	1/2"	1-1/8"	10'	20
DC50-75S	1/2"	3/4"	1-1/8"	10'	15
DC50-100S	1/2"	1"	1-1/8"	10'	15
DC50-150S	1/2"	1-1/2"	1-1/8"	10'	15
DC50-200S	1/2"	2"	1-1/8"	10'	10
DC58-25S	5/8"	1/4"	1-1/8"	10'	20
DC58-38S	5/8"	3/8"	1-1/8"	10'	20
DC58-50S	5/8"	1/2"	1-1/8"	10'	15
DC58-75S	5/8"	3/4"	1-1/8"	10'	15
DC58-100S	5/8"	1"	1-1/8"	10'	12
DC58-150S	5/8"	1-1/2"	1-1/8"	10'	10
DC58-200S	5/8"	2"	1-1/8"	10'	10

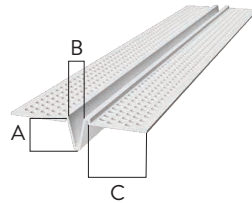

"F" Channel Reveal



Create 1/4" to 1" reveals in drywall surfaces. Designed to be used at the juncture of door jambs, windows and other unfinished surfaces. Factory fabricated intersections are available upon request.

Product Code	(A) Board Thickness	(B) Reveal	(C) Flange	Length	Pieces per Box
FDC50-25S	1/2"	1/4"	1-1/8"	10'	25
FDC50-38S	1/2"	3/8"	1-1/8"	10'	25
FDC50-50S	1/2"	1/2"	1-1/8"	10'	25
FDC50-75S	1/2"	3/4"	1-1/8"	10'	20
FDC50-100S	1/2"	1"	1-1/8"	10'	15
FDC58-25S	5/8"	1/4"	1-1/8"	10'	20
FDC58-38S	5/8"	3/8"	1-1/8"	10'	20
FDC58-50S	5/8"	1/2"	1-1/8"	10'	15
FDC58-75S	5/8"	3/4"	1-1/8"	10'	15
FDC58-100S	5/8"	1"	1-1/8"	10'	10

"V" Channel Reveal




Designed with a dramatic, deep "V" reveal to create a modern look and shadowing effect. Factory fabricated intersections are also available upon request.

Product Code	(A) Board Thickness	(B) Reveal	(C) Flanges	Length	Pieces per Box
DCI50-25	1/2" or 5/8"	1/4"	1-1/8"	10'	30
DCI50-50	1/2" or 5/8"	1/2"	1-1/8"	10'	30
DCI50-75	1/2" or 5/8"	3/4"	1-1/8"	10'	25
DCI50-100	1/2" or 5/8"	1"	1-1/8"	10'	25

Factory Fabricated Channel Reveal Intersections

Factory fabricated channel reveal intersections create clear channel designs for drywall surfaces. All ClarkDietrich vinyl channel reveal intersections are manufactured in a controlled factory environment to the highest quality standards. Miter cuts are made with precision to ensure proper fit at all connections. Hot-melt glue and foil-backed tape are used to create a strong bond for all components. The quality of ClarkDietrich fabricated channel reveal intersections cannot be duplicated on a job site. When quality counts, trust ClarkDietrich. Please call customer service at 1-800-648-4695 to request a quote.

C = Cross




Add "C" to product code, example DC50-50S-C

T - Tee




Add "T" to product code, example DC50-50S-T

IC - Inside Corner




Add "IC" to product code, example DC50-50S-IC

OC - Outside Corner




Add "OC" to product code, example DC50-50S-OC

A - Angle



Add "A" to product code, example DC50-50S-A

EC - End Closure



Add "EC" to product code, example DC50-50S-EC

It is recommended that additional 10 ft. channel reveal material is ordered along with all intersections to ensure seamless connections. Caulk all intersections, butt joints, ends and corners at time of installation. Pieces per carton are determined by product mix per order.

Color Leadership

The value of aesthetics isn't lost on ClarkDietrich, especially when it comes to impeccably finished wall and ceiling surfaces. In addition to our standard white vinyl accessories, we've taken the lead in stocking vinyl accessories in gray, tan and brown.

If standard colors won't meet the aesthetic requirements for the job, our custom color program, VinylColor™ Extrusions, is the answer. Just provide a sample of the color that you would like us to match and we will send back a color-matched product sample and quote for your approval. For more information contact our Customer Service Team at 1-800-648-4695.

Accessory Specifications

1. PRODUCT NAME

Vinyl Corner Beads, Trims and Accessories for Gypsum Board

2. MANUFACTURER

ClarkDietrich
8000 NW 79th Place
Miami, Florida 33166
Phone: 305-477-6464
Fax: 305-477-4108
Toll Free: 800-648-4695

3. PRODUCT DESCRIPTION

Drywall & Veneer accessories are manufactured by ClarkDietrich using lead-free, vinyl compounds, formulated for durability and toughness.

Drywall & Veneer Accessories: Corner Beads, Arch Beads/Archway, Inside Corner Trim, Bullnose Corner Beads, Bullnose Arch Beads/Archway, Bullnose Kerfed Bead, Bullnose J-Bead, Inside Corner Coves, Bullnose Corner Caps, Bullnose Transition Caps, Chamfered Corner Bead, J-Beads, Rip-Bead®, F-Bead, L-Bead, Ceiling Trim, Control Joints, Control Joint Intersections, Expansion Joint, Partition End Caps, Shadow Reveals, Channel Reveals, F-Channel Reveals, Channel Reveal Intersections, Colored Vinyl Extrusions and other miscellaneous vinyl drywall accessories.

Durability: Impervious to corrosion when coated with veneer plaster, wet joint compounds or when placed in contact with steel or aluminum frames. Vinyl accessories do not contain plasticizers which could migrate to the surface.

Impact Resistance: Due to superior impact resistance, rigid vinyl accessories are resistant to dents and kinks of corners and edges during construction.

Corrosion Resistance: Vinyl accessories are impervious to rust, corrosion, galvanic corrosion, electrolysis, and are not affected by fast setting joint compounds or topping compounds.

Solid Color: Gray, tan, brown and custom color options are available as a special order. Contact Customer Service at 1-800-648-4695 to order.

Paint Adhesion Properties: Excellent, no priming is required.

Ignition Resistance: Rigid vinyl is self extinguishing, and will not continue to support combustion once the flame source is removed, therefore it will not cause a fire to reignite or spread. It offers better resistance to burning than many other common building materials.

Electrical Conductivity: Rigid vinyl possesses low electrical conductivity.

Thermal Conductivity: Rigid vinyl is warm to the touch and has a very low transmission of heat or cold and it is considered an excellent insulator.

Expansion and Contraction: ClarkDietrich wall & ceiling accessories are manufactured with perforations in the flanges to allow finishing compounds or veneer plaster to flow through and bond to wallboard. Perforated flanges remain embedded in joint compound to reinforce the edges and corners. These factors, along with the fastening of accessories to substrate prior to coating makes the accessories part of the building unit and therefore will move with it as the temperature changes. Consequently, the coefficient of expansion of rigid vinyl has little to no bearing on the installation.

Basic Uses: To produce durable, straight edges, corners, smooth curvatures, and arches and to protect and preserve edges of wallboard from impact and condensation.

4. TECHNICAL DATA

Applicable Standards:

ASTM C1047
ASTM D3678 Class 2

Limitations: Not recommended for exterior applications unless noted by exterior ASTM specification number.

5. INSTALLATION

Applicable Standards:

Installation shall be in accordance with ASTM standards and prevalent industry standards and good practices. Vinyl accessories shall be mechanically fastened to the substrate in straight lines or smooth curves.

6. AVAILABILITY AND COSTS

ClarkDietrich accessories are generally priced comparable to equivalent products manufactured in galvanized steel and substantially lower than zinc or aluminum. ClarkDietrich accessories that are in stock will usually be shipped within 24 hours after receipt of order. Accessories are marketed nationwide through distributors and building supply dealers.

7. PACKAGING

180 lb. test, single wall, corrugated boxes.

8. WARRANTY INFORMATION

Available upon request.

Note: All size references are nominal dimensions and subject to normal manufacturing tolerances.

MATERIAL DATA

MINIMUM PROPERTIES	ASTM	@0°F	@32°F	@72°F
Tensile Strength, psi	D-638			6,500
Tensile Modulus, psi	D-638			335,000
Flexural Strength, psi	D-790			10,900
Flexural Modulus, psi	D-790			382,000
Izod Impact(ft.-lbs./in.)	D-256			2
MISCELLANEOUS MINIMUM PROPERTIES	ASTM		@72°F	
Heat Distortion Temperature (°F @ 264 psi)		D-648		167
Coefficient of Linear Thermal Expansion (in./in. °F x 10 ⁻⁵)		D-696		3.60
Durometer "D" Hardness				83
Specific Gravity				1.47

Code Approvals and Performance Standards

ASTM American Society for Testing and Materials

Product Specifications

ASTM C1047 Standard Specification for Accessories for Gypsum Wallboard and Gypsum Veneer Base

Material Specifications

ASTM D1784 Standard Specification for Rigid Poly Vinyl Chloride (PVC) Compounds and Chlorinated Poly Vinyl Chloride (CPVC) Compounds

ASTM D3678 Standard Specification for Rigid Poly (Vinyl Chloride) (PVC) Interior Profile Extrusions

Installation Standards

ASTM C840 Standard Specification for Application and Finishing of Gypsum Board

Gypsum Association

GA-214 Recommended Levels of Gypsum Board Finish

GA-216 Application and Finishing of Gypsum Panel Products

LEED® Credit MR 2

Construction Waste Management (Up to 2 points)

The contribution to LEED must be calculated by the contractor based on weight or volume.

Industry Associations:



Customer Service:

Phone: 1-800-648-4695
www.clarkdietrich.com

Manufacturing Location:

ClarkDietrich
8000 NW 79th Place
Miami, FL 33166

Warehouse Locations:

Riverside, CA
Sacramento, CA
Bristol, CT
Miami, FL
McDonough, GA

Rochelle, IL
Baltimore, MD
Vienna, OH
Dallas, TX

Technical Support:

Phone: 1-888-437-3244
E-Mail: support@clarkdietrich.com

To learn more about how our vinyl solutions for drywall finishing can make all the difference to your projects, call 1-800-648-4695 or visit clarkdietrich.com.

Turn to ClarkDietrich for a complete lineup of steel construction products and services nationwide:

Interior Framing · Exterior Framing · Interior Finishing · Exterior Finishing · Clips/Accessories · Engineering



ClarkDietrich®

8000 NW 79th Place
Miami, FL 33166

P 800.648.4695
P 305.477.6464
F 305.477.4108

clarkdietrich.com
Clarkwestern Dietrich Building Systems LLC