

EasyClip™ D-Series™ Anchor Clip/EasyClip™ T-Series™ Tall Anchor Clip

Cost-effective tie-down solutions for knee walls, shear walls and truss connections.

ClarkDietrich EasyClip™ D-Series™ anchor clips and T-Series™ tall anchor clips are high-performance, cost-effective solutions for knee wall-to-foundation connections, light-duty shear wall-to-foundation connections and truss-to-wall connections. These multi-application clips feature reinforced stiffening ribs that provide superior design values for maximum performance. The EasyClip D-Series anchor clips and T-Series tall anchor clips are designed to resist horizontal, torsional and vertical (uplift) loads. These clips are prepunched with a series of attachment holes including anchor bolt, kwik-con and screw holes, for efficient and accurate fastener placement.

ALTERNATIVE PRODUCTS

- EasyClip™ A-Series™ End Clip
- SwiftClip™ LA-Series™ Support Clip
- Uni-Clip™


PRODUCT DIMENSIONS

EasyClip D-Series:

- 2" x 2" x 3-1/2"
- 2" x 2" x 5-1/2"

EasyClip T-Series:

- 2" x 4" x 3-1/2"
- 2" x 4" x 5-1/2"



EasyClip D-Series Anchor Clip

EasyClip T-Series Tall Anchor Clip

MATERIAL SPECIFICATIONS

- Gauge: 14 gauge (68mil)
- Design Thickness: 0.0713 inches

- Gauge: 12 gauge (97mil)
- Design Thickness: 0.1017 inches

- Coating: G90
- Yield Strength: 50ksi
- ASTM: A653/A653M

INSTALLATION

Install EasyClip D-Series and T-Series anchor clips by attaching the screw hole only leg to the web of the stud, joist, rafter or track with the applicable number of fasteners (screws or welds). Secure bottom leg (anchor bolt hole) to structure using prepunched holes provided with appropriate fastener type and number of fasteners according to design based on load requirements.

EasyClip™ D-Series™ ANCHOR CLIPS AND T-Series™ TALL ANCHOR CLIPS

Product code	Thickness			Size (in)	Packaging Pcs./Bucket
	Gauge	Mils	Design thickness (in)		
D683	14	68	0.0713	2 x 2 x 3-1/2	40
T683	14	68	0.0713	2 x 4 x 3-1/2	40
D685	14	68	0.0713	2 x 2 x 5-1/2	40
T685	14	68	0.0713	2 x 4 x 5-1/2	40
D973	12	97	0.1017	2 x 2 x 3-1/2	40
T973	12	97	0.1017	2 x 4 x 3-1/2	40
D975	12	97	0.1017	2 x 2 x 5-1/2	40
T975	12	97	0.1017	2 x 4 x 5-1/2	40

EasyClip™ D-Series™ ANCHOR CLIPS AND T-Series™ TALL ANCHOR CLIPS

Allowable loads (lbs)

Product code	Stud thickness gauge (mils)	Stud Fy (ksi)	F1 (Shear), (lbs)			F2 (Tension), (lbs)			M (Moment), (in-lbs)	
			Number of #10-16 Screws to Stud						Kwik-Cons/ screws	1/2" Dia. Kwik-Bolts
			4	6	10	4	6	10		
D683	20 (33)	33	374	466	664*	444	444	444	1418	1068
	18 (43)	33	556	692*	986*#	444	444	444	1675	1068
	16 (54)	33	783*	974*#	1389*#	444	444	444	1675	1068
	16 (54)	50	1107*#	1377*#	1962*#	444	444	444	1675	1068
D973	20 (33)	33	374	466	664	560	840	889	1418	1418
	18 (43)	33	556	692	986*	832	889	889	2107*	2054
	16 (54)	33	783	974*	1389*#	889	889	889	2447*	2054
	16 (54)	50	1107*	1377*#	1962*#	889	889	889	2447*	2054
T683	20 (33)	33	280	383	604	444	444	444	1787*	1106
	18 (43)	33	416	569	897	444	444	444	2072*	1106
	16 (54)	33	586	802*	1264*#	444	444	444	2072*	1106
	16 (54)	50	828*	1133*#	1786*#	444	444	444	2072*	1106
T973	20 (33)	33	280	383	604	560	840	889	1787*	1787
	18 (43)	33	416	569	897	832	889	889	2527*	2110
	16 (54)	33	586	802	1264*	889	889	889	2527*	2110
	16 (54)	50	828	1133*	1786*#	889	889	889	2527*	2110
D685	20 (33)	33	456	599	879	560	840	698	2019	2019
	18 (43)	33	677	890	1306*	698	698	698	2865*	2234
	16 (54)	33	954	1254*	1839*#	698	698	698	2865*	2234
	16 (54)	50	1348*	1772*	2599*#%	698	698	698	2865*	2234
D975	20 (33)	33	456	599	879	560	840	889	2019	2019
	18 (43)	33	677	890	1306*	832	889	889	2999*	2999
	16 (54)	33	954	1254*	1839*#	889	889	889	3477*	3167
	16 (54)	50	1348*	1772*	2599*#%	889	889	889	3477*	3167
T685	20 (33)	33	337	445	678	560	698	698	2298*	1968
	18 (43)	33	501	661	1008*	698	698	698	3415*	1968
	16 (54)	33	706	931	1420*	698	698	698	3509*	1968
	16 (54)	50	997*	1316*	2006*#%	698	698	698	3509*	1968
T975	20 (33)	33	337	445	678	560	840	889	2298*	2298
	18 (43)	33	501	661	1008*	832	889	889	3415*	3059
	16 (54)	33	706	931	1420*	889	889	889	4416*	3059
	16 (54)	50	997*	1316*	2006*#%	889	889	889	4416*	3059


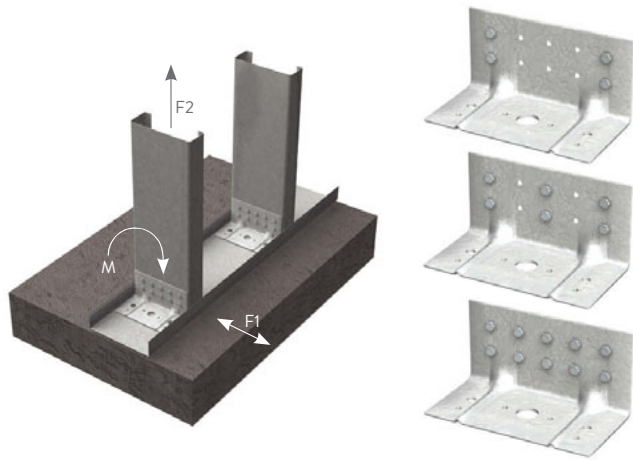


Figure 1 Kwik-Cons




Figure 2 #12-24 screws




Figure 3 Kwik-Bolts

Notes:

- Capacities listed in the table/notes assume that no load reductions are required for spacing or edge distance of Kwik-Cons, screws, or Kwik-Bolts.
- An "*" in the shear column indicates that the shear capacity is limited to 642 lbs for D683 and T683 clips, 917 lbs for D973 and T973 clips, and 994 lbs for D685, D975, T685, and T975 clips when using 1/4" x 1-3/4" Hilti® Kwik-Cons to 3000 psi concrete as shown in Figure 1.
- A "#" in the shear column indicates that the shear capacity is limited to 963 lbs for D683 and T683 clips, 1374 lbs for D973 and T973 clips, and 1816 lbs for D685, D975, T685, and T975 clips when using #12-24 self tapping screws to 3/16" A36 steel as shown in Figure 2.
- A "%" in the shear column indicates that the shear capacity is limited to 1970 lbs when using 1/2" x 2-1/4" Hilti Kwik-Bolts to 3000 psi concrete as shown in Figure 3.
- A "*" in the moment column indicates that moment capacity is limited to 1706 in.-lb. for 3" clips, and 2231 in.-lbs for 5" clips when using 1/4" x 1-3/4" Hilti-Cons to 3000 psi concrete as shown in Figure 1.
- Tabulated moment capacity is limited to a serviceability of 0.02 radians, or 1.1 degrees of rotation at the connection.
- For 20 and 18 gauge studs, the tabulated moment capacity is based on 18 gauge minimum base track, with (1) #10-16 screw at each track leg to stud flange. For 16 gauge and heavier studs, the base track shall be 14 gauge minimum.
- Tabulated moment capacity is based on a stud to clip connection using (6) #10-16 screws.
- For single bolt connections, rotational restraint must be provided by the base track.
- For 14 gauge (68mil) and 12 gauge (97mil), use the tabulated values for 16 gauge (54mil), 50ksi studs.
- It is the responsibility of the designer to properly detail connections on the contract drawings.
- Use a linear interaction equation for connections involving any combination of F1, F2, and M.
- Hilti is a registered trademark of Hilti Aktiengesellschaft Corporation.