

# CLARKDIETRICH BUILDING SYSTEMS, LLC

## ACOUSTICAL PERFORMANCE TEST REPORT

### SCOPE OF WORK

ASTM E90 AND ASTM E492 TESTING ON CARPET AND PAD

### SPECIMEN TYPE

Weyerhaeuser TJI Assembly - 305 mm (12") - ClarkDietrich® Sound Clip - Two-Layers  
USG SHEETROCK® Brand FIRECODE® C Core

### REPORT NUMBER

J4776.03-113-11-R1

### TEST DATE

03/13/19

### ISSUE DATE

04/15/19

### REVISED DATE

05/20/19

### RECORD RETENTION END

03/13/23

### PAGES

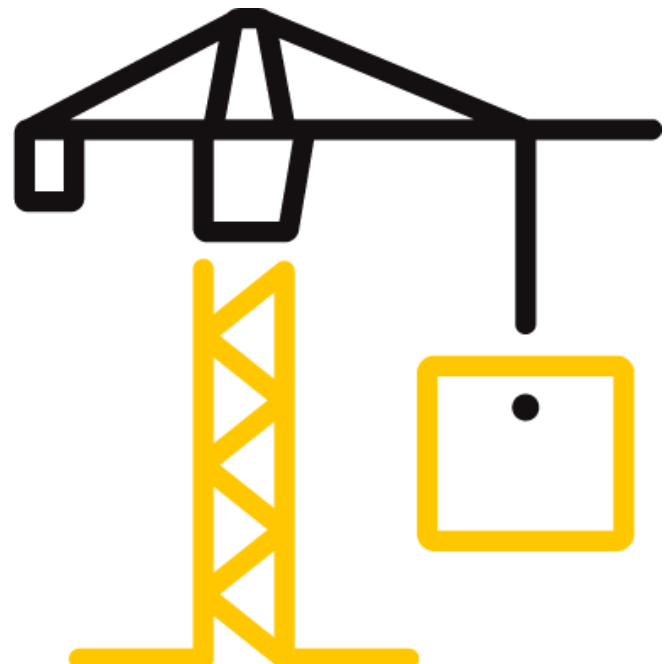
12

### DOCUMENT CONTROL

ATI 00629 (03/21/18)

RTTDS-R-AMER-Test-2844

© 2017 INTERTEK



## TEST REPORT FOR CLARKDIETRICH BUILDING SYSTEMS, LLC

Report No.: J4776.03-113-11-R1

Date: 05/20/19

### REPORT ISSUED TO

#### CLARKDIETRICH BUILDING SYSTEMS, LLC

9100 Centre Pointe Drive, Suite 210

West Chester, Ohio 45069

### SECTION 1

#### SCOPE

Intertek Building & Construction (B&C) was contracted by ClarkDietrich Building Systems, LLC to perform testing in accordance with ASTM E90 AND ASTM E492 on Carpet and Pad. Results obtained are tested values and were secured by using the designated test method(s). Testing was conducted in the VT test chambers at Intertek B&C located in York, Pennsylvania.

This report does not constitute certification of this product nor an opinion or endorsement by this laboratory.

### SECTION 2

#### SUMMARY OF TEST RESULTS

<b>DATA FILE NO.</b>	J4776.03
<b>SERIES/MODEL:</b>	Carpet and Pad
<b>STC</b>	62
<b>IIC</b>	84

**COMPLETED BY:** Cody R. Snyder  
Technician - Acoustical  
**TITLE:** Testing  
**SIGNATURE:**  
**DATE:** 05/20/19

**COMPLETED BY:** Jordan Strybos  
Engineer, Team Lead -  
**TITLE:** Acoustical Testing  
**SIGNATURE:**  
**DATE:** 05/20/19

This report is for the exclusive use of Intertek's Client and is provided pursuant to the agreement between Intertek and its Client. Intertek's responsibility and liability are limited to the terms and conditions of the agreement. Intertek assumes no liability to any party, other than to the Client in accordance with the agreement, for any loss, expense or damage occasioned by the use of this report. Only the Client is authorized to permit copying or distribution of this report and then only in its entirety. Any use of the Intertek name or one of its marks for the sale or advertisement of the tested material, product or service must first be approved in writing by Intertek. The observations and test results in this report are relevant only to the sample(s) tested. This report by itself does not imply that the material, product, or service is or has ever been under an Intertek certification program.



**TEST REPORT FOR CLARKDIETRICH BUILDING SYSTEMS, LLC**

Report No.: J4776.03-113-11-R1

Date: 05/20/19

**SECTION 3****TEST METHOD**

The specimen was evaluated in accordance with the following:

**ASTM E90-09 (2016)**, *Standard Test Method for Laboratory Measurement of Airborne Sound Transmission Loss of Building Partitions*

**ASTM E413-16**, *Classification for Rating Sound Insulation*

**ASTM E492-09(2016)e1**, *Standard Test Method for Laboratory Measurement of Impact Sound Transmission Through Floor-Ceiling Assemblies Using the Tapping Machine*

**ASTM E989-18**, *Classification for Determination of Impact Insulation Class (IIC)*

**ASTM E2235-04 (2012)**, *Standard Test Method for Determination of Decay Rates for Use in Sound Insulation Test Methods*

**SECTION 4****MATERIAL SOURCE/INSTALLATION**

The full test specimen was assembled on the day of testing by B&C. All materials provided by the client were installed on an existing B&C assembly (Weyerhaeuser TJI Assembly - 305 mm (12") - ClarkDietrich® Sound Clip - Two-Layers USG SHEETROCK® Brand FIRECODE® C Core) utilizing B&C-supplied materials. The assembly was installed in a steel test frame which was installed into the opening between the source and receive rooms in the test chamber. The test frame was isolated from the structure with dense neoprene gasket.

The total weight of the floor/ceiling assembly was 1113.6 kg / 2455.5 lbs. B&C will store samples of the test specimen for four years. Photographs of the test specimen are included in the report. The client did not supply drawings of the test specimen.

B&C will service this report for the entire test record retention period. Test records, such as detailed drawings, datasheets, representative samples of test specimens, or other pertinent project documentation, will be retained by B&C for the entire test record retention period.

**TEST REPORT FOR CLARKDIETRICH BUILDING SYSTEMS, LLC**

Report No.: J4776.03-113-11-R1

Date: 05/20/19

**SECTION 5  
EQUIPMENT**

INSTRUMENT	MANUFACTURER	MODEL	DESCRIPTION	ASSET #	CAL DATE
Data Acquisition Unit	National Instruments	PXI-4462	Data Acquisition Card	INT00977	08/18 *
Data Acquisition Unit	National Instruments	PXI-4462	Data Acquisition Card	65124	05/18 *
Data Acquisition Unit	National Instruments	PXI-4462	Data Acquisition Card	63763-1	06/18 *
Microphone Calibrator	Norsonic	Nor1251	Acoustical Calibrator	65105	06/18
Receive Room Microphone	PCB Piezotronics	378C20	Microphone and Preamplifier	65617	06/18
Receive Room Microphone	PCB Piezotronics	378B20	Microphone and Preamplifier	64340	09/18
Receive Room Microphone	PCB Piezotronics	378B20	Microphone and Preamplifier	63745	06/18
Receive Room Microphone	PCB Piezotronics	378B20	Microphone and Preamplifier	63746	09/18
Receive Room Microphone	PCB Piezotronics	378B20	Microphone and Preamplifier	63747	07/18
Receive Room Environmental Indicator	Comet	T7510	Temperature and Humidity Transmitter	63810	10/18
				63811	10/18
Source Room Microphone	PCB Piezotronics	378C20	Microphone and Preamplifier	63744	04/18
Source Room Microphone	PCB Piezotronics	378C20	Microphone and Preamplifier	63739	04/18
Source Room Microphone	PCB Piezotronics	378C20	Microphone and Preamplifier	63740	04/18
Source Room Microphone	PCB Piezotronics	378C20	Microphone and Preamplifier	INT00653	01/19
Source Room Microphone	PCB Electronics	378C20	Microphone and Preamplifier	63741	04/18
Source Room Environmental Indicator	Comet	T7510	Temperature and Humidity Transmitter	63812	10/18
Tapping Machine	Norsonic	Nor277	Tapping Machine	INT00936	12/18

\* The calibration frequency for this equipment is every two years per the manufacturer's recommendation.

<b>VT RECEIVE ROOM VOLUME</b>	157.31 m <sup>3</sup> (5555.47 ft <sup>3</sup> )
<b>VT SOURCE ROOM VOLUME</b>	190 m <sup>3</sup> (6709.79 ft <sup>3</sup> )

**SECTION 6  
LIST OF OFFICIAL OBSERVERS**

NAME	COMPANY
Daniel R. Deickman	Intertek B&C
Jordan Strybos	Intertek B&C

**TEST REPORT FOR CLARKDIETRICH BUILDING SYSTEMS, LLC**

Report No.: J4776.03-113-11-R1

Date: 05/20/19

**SECTION 7****TEST PROCEDURE**

The microphones were calibrated before conducting the tests. The air temperature and relative humidity conditions were monitored and recorded during all measurements. The average temperature and humidity of both the source and received rooms are listed in Sections 10 and 11. The maximum and minimum temperatures and humidities of the receive room from the duration of the test are listed in Sections 12 and 13.

The airborne transmission loss test was conducted in accordance with the ASTM E90 test method using the single direction method. Two background noise sound pressure level and five sound absorption measurements were conducted at each of five microphone positions. Two sound pressure level measurements were made simultaneously in both rooms, at each of five microphone positions.

The impact sound transmission test was conducted in accordance with the ASTM E492 test method. Two background noise sound pressure level, two sound pressure level measurements with the tapping machine operating at each position specified by ASTM E492, and five sound absorption measurements were conducted at each of five microphone positions.

Detailed test procedures, data for flanking limit tests, repeatability measurements, and reference specimen tests are available upon request.

**SECTION 8****TEST CALCULATIONS**

The STC (Sound Transmission Class) and IIC (Impact Insulation Class) ratings were calculated in accordance with ASTM E413 and ASTM E989, respectively.

**TEST REPORT FOR CLARKDIETRICH BUILDING SYSTEMS, LLC**

Report No.: J4776.03-113-11-R1

Date: 05/20/19

**SECTION 9**

**TEST SPECIMEN DESCRIPTION**

MATERIAL	Dimensions (mm/inch)	Thickness (mm/inch)	MANUFACTURER AND SERIES	QUANTITY	AVERAGE WEIGHT
Carpet	3023 by 3632 119 by 143	12.6 / 0.5	Shaw ECO Beauty	10.98 m <sup>2</sup> 118.19 ft <sup>2</sup>	1.37 kg/m <sup>2</sup> 0.28 lb/ft <sup>2</sup>
	Note: Loose laid				
Carpet Pad	3023 by 3632 119 by 143	10.3 / 0.4	Shaw Support PLS7/16	10.98 m <sup>2</sup> 118.19 ft <sup>2</sup>	1.12 kg/m <sup>2</sup> 0.23 lb/ft <sup>2</sup>
	Note: Loose laid				
Floor Underlayment	3022.6 by 3632.2 119 by 143	25.4 / 1	USG Levelrock® Brand 2500	10.98 m <sup>2</sup> 118.19 ft <sup>2</sup>	49.8 kg/m <sup>2</sup> 10.2 lb/ft <sup>2</sup>
	Note: Poured directly onto the subfloor underlayment, cured a minimum of 14 days. The gypsum panel had a closed cell foam perimeter isolation. No noticeable shrinkage or cracking was visible on the specimen.				
Sound Attenuation Mat	3023 by 1003.3 119 by 39.5	6.4 / 0.25	USG Levelrock® Brand SAM-N25™	10.98 m <sup>2</sup> 118.19 ft <sup>2</sup>	0.49 kg/m <sup>2</sup> 0.1 lb/ft <sup>2</sup>
	Note: Loose laid with seams overlapping and taped				
Oriented Strand Board Sheathing	1219 by 2438 48 by 96	18.8 / 0.74	N/A	10.98 m <sup>2</sup> 118.19 ft <sup>2</sup>	13.82 kg/m <sup>2</sup> 2.83 lb/ft <sup>2</sup>
	Note: Fastened to joists with 76 mm (3") by 3 mm (0.12") framing nails on 203 mm (8") centers along perimeter and 305 mm (12") centers in the field.				
Fiberglass Insulation	520.7 by 3023 20.5 by 119	88.9 / 3.5	Johns Manville Unfaced R-13	10.98 m <sup>2</sup> 118.19 ft <sup>2</sup>	1.32 kg/m <sup>2</sup> 0.27 lb/ft <sup>2</sup>
	Note: Installed into the cavities between the joists, stapled flush to the subfloor.				
TJI Joist	57.2 by 3023 2.3 by 119	301.6 / 11.88	Weyerhaeuser TrusJoist® 360	21.16 lin m 69.42 lin ft	4.46 kg/m 3 lb/ft
	Note: Fastened to perimeter frame on 610 mm (24") centers				
Resilient Sound Isolation Clip	76.2 by 36.5 3 by 1.4	31.8 / 1.25	ClarkDietrich® Sound Clip	24 clips	0.06 kg/clip 0.14 lb/clip
	Note: Installed in a 610 mm by 1219 mm (24" by 48") grid pattern.				
Furring/Hat Channel	3657.6 by 76.2 144 by 3	22.3 / 0.88	ClarkDietrich® 087F125-18	21.95 lin m 72 lin ft	0.48 kg/m 0.32 lb/ft
	Note: Installed on 610 mm (24") centers perpendicular to the trusses. The measured thickness of the metal was 0.7 mm (0.03").				
Gypsum Panel	1219 by 3023 48 by 119	15.9 / 0.63	USG SHEETROCK® Brand FIRECODE® C Core	10.98 m <sup>2</sup> 118.19 ft <sup>2</sup>	11.9 kg/m <sup>2</sup> 2.44 lb/ft <sup>2</sup>
	Note: Fastened to the channels on 305 mm (12") centers with 25.4 mm (1") Type S bugle head screws. The seams of the gypsum panels were sealed with Pecora AC-20 FTR caulk and covered with pressure sensitive tape.				
Gypsum Panel	1219 by 3023 48 by 119	15.9 / 0.63	USG SHEETROCK® Brand FIRECODE® C Core	10.98 m <sup>2</sup> 118.19 ft <sup>2</sup>	11.9 kg/m <sup>2</sup> 2.44 lb/ft <sup>2</sup>
	Note: Fastened to the channels on 203 mm (8") centers with 41.3 mm (1-5/8") Type S bugle head screws. The seams of the gypsum panels were sealed with Pecora AC-20 FTR caulk and covered with pressure sensitive tape.				

## TEST REPORT FOR CLARKDIETRICH BUILDING SYSTEMS, LLC

Report No.: J4776.03-113-11-R1

Date: 05/20/19

### SECTION 10

#### TEST RESULTS - AIRBORNE SOUND TRANSMISSION LOSS



<b>TEST DATE</b>	3/13/2019				
<b>DATA FILE NO.</b>	J4776.03				
<b>CLIENT</b>	ClarkDietrich Building Systems, LLC				
<b>DESCRIPTION</b>	12.58 mm (0.5") Shaw ECO Beauty Carpet, 10.27 mm (0.4") Shaw Support PLS7/16 Carpet Pad, 25.4 mm (1") USG Levelrock® Brand 2500 Floor Underlayment, 6.4 mm (0.25") USG Levelrock® Brand SAM-N25™ Sound Attenuation Mat, 18.8 mm (0.74") Oriented Strand Board Sheathing, 88.9 mm (3.5") Johns Manville Unfaced R-13 Fiberglass Insulation, 301.63 mm (11.88") Weyerhaeuser TrusJoist® 360 TJI Joist, 31.75 mm (1.25") ClarkDietrich® Sound Clip Resilient Sound Isolation Clip, 22.3 mm (0.88") ClarkDietrich® 087F125-18 Furring/Hat Channel, 15.9 mm (0.63") USG SHEETROCK® Brand FIRECODE® C Core Gypsum Panel, 15.9 mm (0.63") USG SHEETROCK® Brand FIRECODE® C Core Gypsum Panel				
<b>SPECIMEN AREA</b>	10.98 m <sup>2</sup>	<b>Receive Temp.</b>	19.7°C (67.4°F)	<b>Source Temp.</b>	21.2°C (70.2°F)
<b>TECHNICIAN</b>	DRD	<b>Receive Humidity</b>	55%	<b>Source Humidity</b>	55%

FREQ (Hz)	BACKGROUND SPL (dB)	ABSORPTION m <sup>2</sup>	SOURCE SPL (dB)	RECEIVE SPL (dB)	SPECIMEN TL (dB)	95% CONFIDENCE LIMIT	NUMBER OF DEFICIENCIES
50	35.3	31.0	109	69	37	2.9	-
63	37.4	25.5	109	70	37	4.8	-
80	41.0	18.1	112	71	40	3.2	-
100	29.7	13.3	108	69	40	2.0	-
125	30.3	10.8	108	66	43	1.5	3
160	28.5	9.8	105	65	42	1.1	7
200	23.6	9.7	103	56	49	1.4	3
250	21.2	10.8	102	51	53	1.0	2
315	23.4	9.8	106	53	55	0.8	3
400	16.1	8.5	101	46	58	0.6	3
500	17.2	7.8	101	43	61	0.5	1
630	20.2	7.7	102	43	62	0.6	1
800	20.0	7.6	102	41	63	0.5	1
1000	20.5	7.6	101	39	64	0.4	1
1250	17.4	7.6	102	36	68	0.7	0
1600	10.9	7.9	100	34	69	0.5	0
2000	11.6	8.8	101	35	68	0.4	0
2500	8.5	9.7	100	32	69	0.3	0
3150	9.0	10.7	99	28	73	0.4	0
4000	6.1	12.3	99	25	74	0.5	0
5000	5.6	14.3	98	22	76	0.5	-
6300	6.0	17.9	98	19	79	0.7	-
8000	6.4	23.6	97	15	81	0.8	-
10000	6.6	23.6	98	11	84	1.4	-
<b>STC Rating</b>	<b>62</b>	<i>(Sound Transmission Class)</i>			<b>Sum of Deficiencies</b>	<b>25</b>	

- Notes:**
- 1) Receive Room levels less than 5 dB above the Background levels are highlighted in yellow.
  - 2) Specimen TL levels listed in red are potentially limited by the laboratory flanking limit.
  - 3) Specimen TL levels listed in blue indicate the lower limit of the transmission loss.
  - 4) Specimen TL levels listed in green indicate that there has been a filler wall correction applied

## TEST REPORT FOR CLARKDIETRICH BUILDING SYSTEMS, LLC

Report No.: J4776.03-113-11-R1

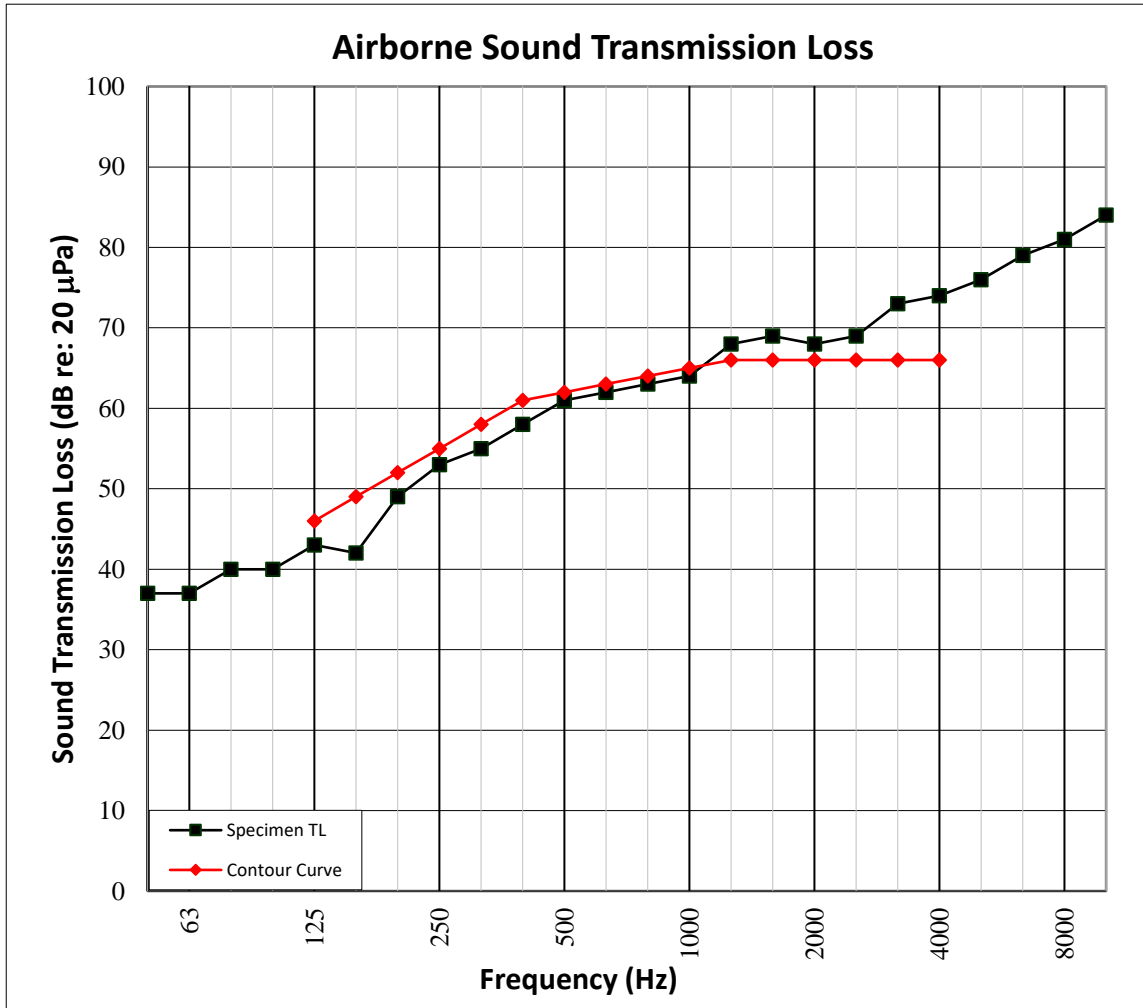
Date: 05/20/19

### SECTION 11

#### TEST RESULTS - AIRBORNE SOUND TRANSMISSION LOSS GRAPH



<b>TEST DATE</b>	3/13/2019				
<b>DATA FILE NO.</b>	J4776.03				
<b>CLIENT</b>	ClarkDietrich Building Systems, LLC				
<b>DESCRIPTION</b>	12.58 mm (0.5") Shaw ECO Beauty Carpet, 10.27 mm (0.4") Shaw Support PLS7/16 Carpet Pad, 25.4 mm (1") USG Levelrock® Brand 2500 Floor Underlayment, 6.4 mm (0.25") USG Levelrock® Brand SAM-N25™ Sound Attenuation Mat, 18.8 mm (0.74") Oriented Strand Board Sheathing, 88.9 mm (3.5") Johns Manville Unfaced R-13 Fiberglass Insulation, 301.63 mm (11.88") Weyerhaeuser TrusJoist® 360 TJI Joist, 31.75 mm (1.25") ClarkDietrich® Sound Clip Resilient Sound Isolation Clip, 22.3 mm (0.88") ClarkDietrich® 087F125-18 Furring/Hat Channel, 15.9 mm (0.63") USG SHEETROCK® Brand FIRECODE® C Core Gypsum Panel, 15.9 mm (0.63") USG SHEETROCK® Brand FIRECODE® C Core Gypsum Panel				
<b>SPECIMEN AREA</b>	10.98 m <sup>2</sup>	<b>Receive Temp.</b>	19.7°C (67.4°F)	<b>Source Temp.</b>	21.2°C (70.2°F)
<b>TECHNICIAN</b>	DRD	<b>Receive Humidity</b>	55%	<b>Source Humidity</b>	55%





## TEST REPORT FOR CLARKDIETRICH BUILDING SYSTEMS, LLC

Report No.: J4776.03-113-11-R1

Date: 05/20/19

### SECTION 12

#### TEST RESULTS - IMPACT SOUND TRANSMISSION



<b>TEST DATE</b>	3/13/2019				
<b>DATA FILE NO.</b>	J4776.03				
<b>CLIENT</b>	ClarkDietrich Building Systems, LLC				
<b>DESCRIPTION</b>	12.58 mm (0.5") Shaw ECO Beauty Carpet, 10.27 mm (0.4") Shaw Support PLS7/16 Carpet Pad, 25.4 mm (1") USG Levelrock® Brand 2500 Floor Underlayment, 6.4 mm (0.25") USG Levelrock® Brand SAM-N25™ Sound Attenuation Mat, 18.8 mm (0.74") Oriented Strand Board Sheathing, 88.9 mm (3.5") Johns Manville Unfaced R-13 Fiberglass Insulation, 301.63 mm (11.88") Weyerhaeuser TrusJoist® 360 TJI Joist, 31.75 mm (1.25") ClarkDietrich® Sound Clip Resilient Sound Isolation Clip, 22.3 mm (0.88") ClarkDietrich® 087F125-18 Furring/Hat Channel, 15.9 mm (0.63") USG SHEETROCK® Brand FIRECODE® C Core Gypsum Panel, 15.9 mm (0.63") USG SHEETROCK® Brand FIRECODE® C Core Gypsum Panel				
<b>SPECIMEN AREA</b>	10.98 m <sup>2</sup>	<b>Maximum Temp.</b>	19.7°C (67.4°F)	<b>Minimum Temp.</b>	19.7°C (67.4°F)
<b>TECHNICIAN</b>	DRD	<b>Max. Humidity</b>	55%	<b>Min. Humidity</b>	55%

FREQ (Hz)	BACKGROUND SPL (dB)	ABSORPTION m <sup>2</sup>	NORMALIZED IMPACT SPL (dB)	95% CONFIDENCE LIMIT	NUMBER OF DEFICIENCIES
50	40.0	29.9	54	2.1	-
63	39.0	22.4	46	3.0	-
80	37.5	18.2	45	2.4	-
100	31.8	11.3	36	1.6	8
125	30.7	11.0	32	1.4	4
160	29.2	9.8	29	1.2	1
200	25.8	9.5	24	0.9	0
250	21.6	10.4	21	0.6	0
315	24.6	9.9	23	1.1	0
400	19.2	8.4	17	0.3	0
500	20.9	7.7	17	0.2	0
630	22.1	7.3	18	0.6	0
800	21.7	7.5	18	0.6	0
1000	22.0	7.6	17	0.4	0
1250	19.5	7.7	15	0.4	0
1600	15.7	7.8	10	0.5	0
2000	14.9	8.7	10	0.5	0
2500	16.7	9.8	7	0.4	0
3150	17.6	10.6	6	0.6	0
4000	10.8	12.3	5	0.3	-
5000	9.3	14.3	5	0.3	-
6300	6.8	17.8	6	0.4	-
8000	6.6	23.5	8	0.4	-
10000	6.7	23.5	8	0.5	-
<b>IIC Rating</b>	<b>84</b>	<i>(Impact Insulation Class)</i>		<b>Sum of Deficiencies</b>	<b>13</b>

**Notes:** Receive Room levels less than 5 dB above the Background levels are highlighted in yellow.

## TEST REPORT FOR CLARKDIETRICH BUILDING SYSTEMS, LLC

Report No.: J4776.03-113-11-R1

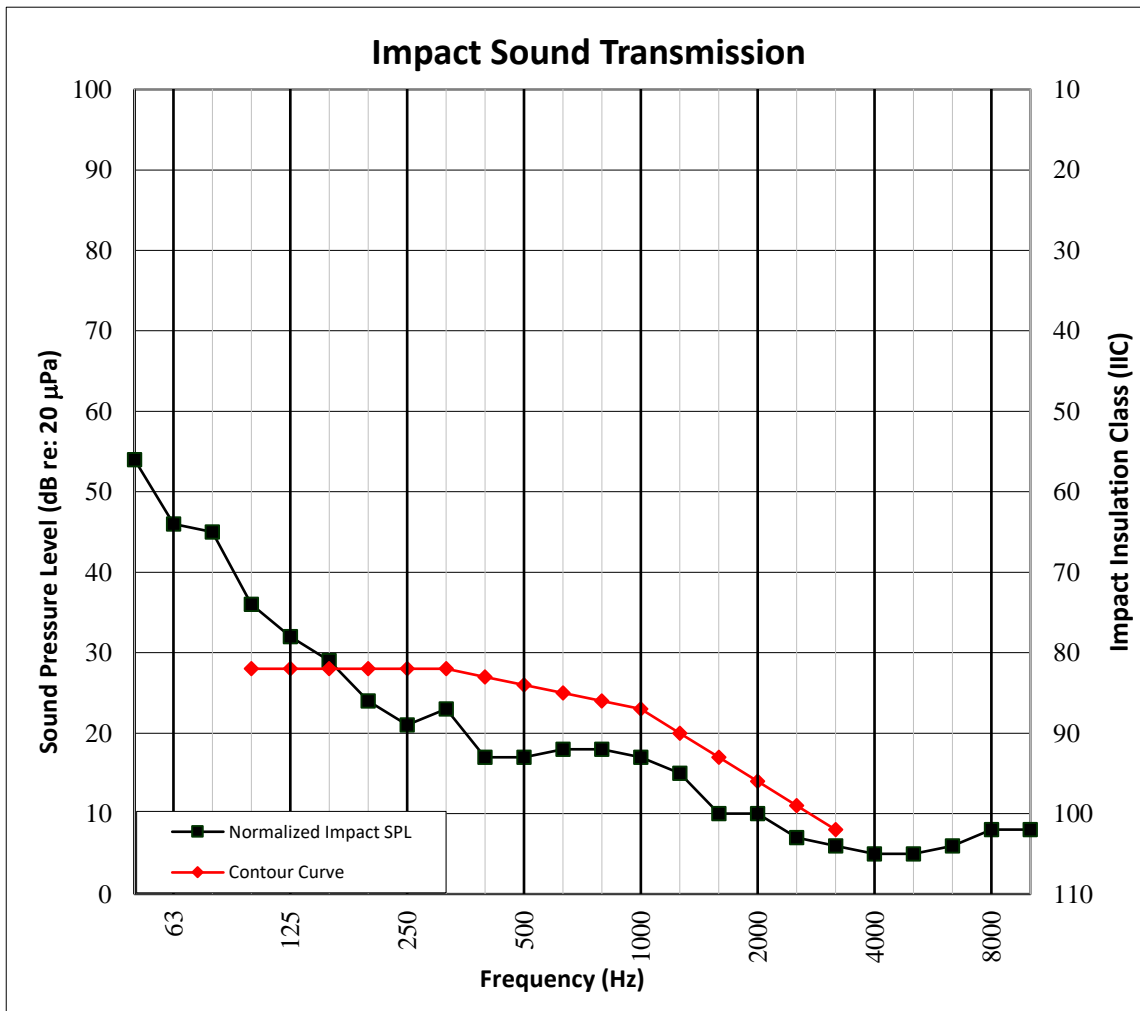
Date: 05/20/19

### SECTION 13

### TEST RESULTS - IMPACT SOUND TRANSMISSION GRAPH



<b>TEST DATE</b>	3/13/2019				
<b>DATA FILE NO.</b>	J4776.03				
<b>CLIENT</b>	ClarkDietrich Building Systems, LLC				
<b>DESCRIPTION</b>	12.58 mm (0.5") Shaw ECO Beauty Carpet, 10.27 mm (0.4") Shaw Support PLS7/16 Carpet Pad, 25.4 mm (1") USG Levelrock® Brand 2500 Floor Underlayment, 6.4 mm (0.25") USG Levelrock® Brand SAM-N25™ Sound Attenuation Mat, 18.8 mm (0.74") Oriented Strand Board Sheathing, 88.9 mm (3.5") Johns Manville Unfaced R-13 Fiberglass Insulation, 301.63 mm (11.88") Weyerhaeuser TrusJoist® 360 TJI Joist, 31.75 mm (1.25") ClarkDietrich® Sound Clip Resilient Sound Isolation Clip, 22.3 mm (0.88") ClarkDietrich® 087F125-18 Furring/Hat Channel, 15.9 mm (0.63") USG SHEETROCK® Brand FIRECODE® C Core Gypsum Panel, 15.9 mm (0.63") USG SHEETROCK® Brand FIRECODE® C Core Gypsum Panel				
<b>SPECIMEN AREA</b>	10.98 m <sup>2</sup>	<b>Maximum Temp.</b>	19.7°C (67.4°F)	<b>Minimum Temp.</b>	19.7°C (67.4°F)
<b>TECHNICIAN</b>	DRD	<b>Max. Humidity</b>	55%	<b>Min. Humidity</b>	55%



**TEST REPORT FOR CLARKDIETRICH BUILDING SYSTEMS, LLC**

Report No.: J4776.03-113-11-R1

Date: 05/20/19

**SECTION 14**

**PHOTOGRAPHS**



**Photo No. 1**  
**Source Room View of Test Specimen Installation**



**Photo No. 2**  
**Receive Room View of Test Specimen Installation**

**TEST REPORT FOR CLARKDIETRICH BUILDING SYSTEMS, LLC**

Report No.: J4776.03-113-11-R1

Date: 05/20/19

**SECTION 15**

**REVISION LOG**

REVISION #	DATE	PAGES	DESCRIPTION
R0	04/15/19	N/A	Original Report Issue
R1	05/20/19	All	Sound clip name corrected