

Hurricane Tie

Used as a connection between truss/rafters and walls to resist lateral and uplift conditions.

MATERIAL SPECIFICATIONS

Gauge: 18ga (43mil)

Design Thickness: 0.0451 inches

Coating: G90 (Z275) hot-dipped galvanized coating

Yield Strength: Structural Grade 50 Type H (ST50H), 50ksi (340 MPa)

PRODUCT DIMENSIONS

CDHT2A: 1-37/64" x 10-7/16"

CDHT2.5A: 1-5/8" x 6"

CDHT2.5T: 1-27/64" x 6-3/8"

CDHT3: 1-5/8" x 4-5/8"

CODE REPORT

- ICC-ES ESR-5079



Hurricane Tie (CDHT)

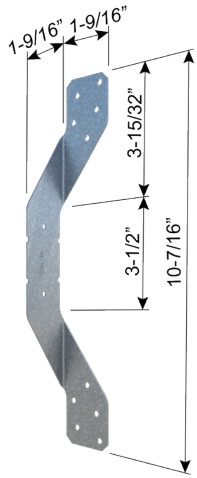
Product Code	Gauge	Fasteners Scheduling				LOAD ⁶ DIR.	Allowable Load (lbf)			
		Type ⁴	Stud Qty.	Plate Qty.	Truss Qty.		C _D = 1.00	C _D = 1.15	C _D = 1.25	C _D = 1.60
CDHT2A	18	8d x 2.5	2	5	5	F ₁	245	245	245	245
			2	5	5	F ₂	110	110	110	110
			2	5	5	Uplift	430	430	430	430
CDHT2.5A	18	8d x 2.5	-	5	5	F ₁	380	380	380	380
			#9-15 x 2.5 ²	-	5		5	450	450	450
	18	8d x 2.5	-	5	5	F ₂	295	295	295	295
			#9-15 x 2.5 ²	-	5		5	395	395	395
	18	8d x 2.5	-	5	5	Uplift	445	445	445	445
			#9-15 x 2.5 ²	-	5		5	450	450	450
CDHT2.5T	18	8d x 2.5	-	5	5	F ₁	280	280	280	280
			-	5	5	F ₂	290	290	290	290
			-	5	5	Uplift	465	465	465	465
CDHT3	18	8d x 2.5	4	-	4	F ₁	150	150	150	150
			4	-	4	F ₂	170	170	170	170
			4	-	4	Uplift	380	380	380	380

Notes:

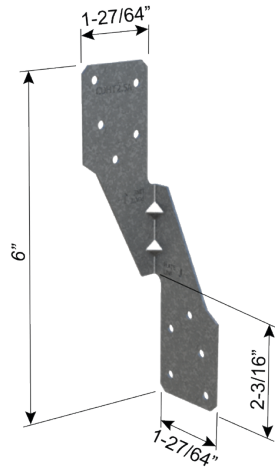
For SI: 1 inch = 25.4 mm, 1 pound (lb) = 4.45 N

- The tabulated allowable loads have been adjusted for the load duration factors, C_D, as shown, in accordance with the NDS. The tabulated allowable loads do not apply to loads of other load durations, and are not allowed to be adjusted for other load durations. See Sections 4.1 and 4.2 of ESR-5079 for additional design and installation requirements.
- The tabulated allowable loads are for installations on wood members complying with Section 3.2.1 of the ESR-5079 report. Wood members must also have a reference compressive perpendicular to grain design value, F_{c-perp}, of 625 psi (4.31 MPa) or greater.
- Refer to images for product dimensions.
- Refer to Section 3.2.3 of ESR-5079 for nail sizes and the required minimum physical properties.
- ITW Buildex Trugrip metal-to-wood screws. Refer to www.itwbuildex.com for the required physical properties.
- F₁ is the load parallel to truss or joist and F₂ is the load perpendicular to truss or joist.

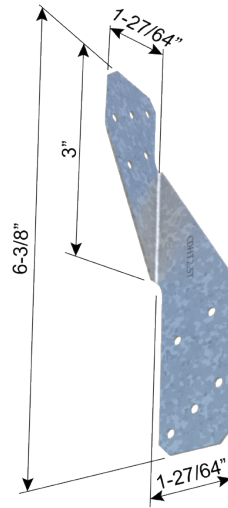
Hurricane Tie



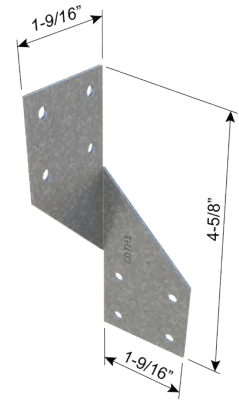
CDHT2A



CDHT2.5A



CDHT2.5T




CDHT3



CDHT2A Installation



CDHT2.5A Installation



CDHT2.5T Installation



CDHT3 Installation