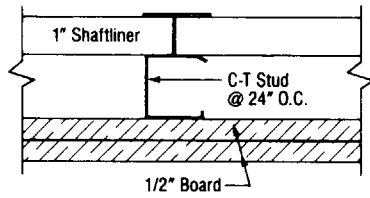
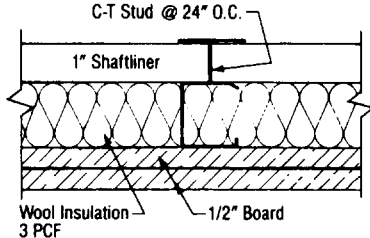
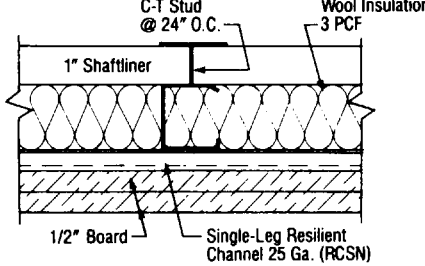
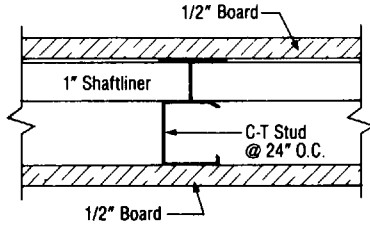
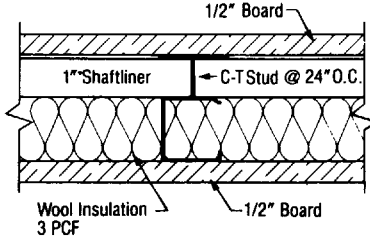
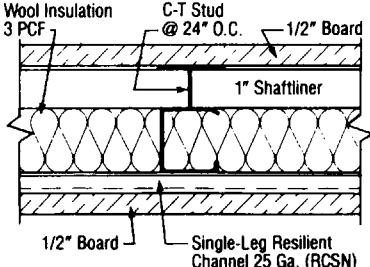


SOUND RATINGS: Shaftwall/Stairwall

STC Rating	Test Number	Wall Detail	Description
38	RAL-TL92-40 (Shaftwall #1)	 <p>1" Shaftliner C-T Stud @ 24" O.C. 1/2" Board</p>	<p>C-T studs 24" o.c. in J-Track. Friction fitted 1" shaftliner panels into "T" section. Base layer of 1/2" gypsum wallboard attached horizontally to "C" section with 1" screws spaced 24" o.c. and 3" from top and bottom tracks. Face layer attached vertically with 1 5/8" screws spaced 12" o.c. and 6" from top and bottom tracks. Face layers are finished with paper tape and joint compound.</p>
44	RAL-TL92-41 (Shaftwall #2)	 <p>C-T Stud @ 24" O.C. 1" Shaftliner Wool Insulation 3 PCF 1/2" Board</p>	<p>Same as Shaftwall #1 with 3 pcf mineral wool insulation in cavity.</p>
53	RAL-TL92-42 (Shaftwall #3)	 <p>C-T Stud @ 24" O.C. Wool Insulation 3 PCF 1" Shaftliner 1/2" Board Single-Leg Resilient Channel 25 Ga. (RCSN)</p>	<p>Same as Shaftwall #2 with single leg 25-gage resilient channel applied horizontally and spaced 24" o.c. attached with (1) 3/8" screw at each stud.</p>
39	RAL-TL92-43 (Stairwall #1)	 <p>1/2" Board 1" Shaftliner C-T Stud @ 24" O.C. 1/2" Board</p>	<p>C-T studs 24" o.c. in J-Track. Friction fitted 1" shaftliner panels into "T" section. A face layer of 1/2" gypsum wallboard applied vertically, attached to each side of C-T stud. Wallboard is attached with 1" screws spaced 12" o.c. and 6" from top and bottom tracks. Face layers are finished with paper tape and joint compound.</p>
43	RAL-TL92-44 (Stairwall #2)	 <p>1/2" Board 1" Shaftliner C-T Stud @ 24" O.C. Wool Insulation 3 PCF 1/2" Board</p>	<p>Same as Stairwall #1 with 3 pcf mineral wool insulation in cavity.</p>
51	RAL-TL92-46 (Stairwall #3)	 <p>Wool Insulation 3 PCF C-T Stud @ 24" O.C. 1/2" Board 1" Shaftliner 1/2" Board Single-Leg Resilient Channel 25 Ga. (RCSN)</p>	<p>Same as Stairwall #2 with single leg 25-gage resilient channel applied horizontally and spaced 24" o.c. attached with (1) 3/8" screw at each stud.</p>