

Extended Uni-Clip™

The Extended Uni-Clip™ connects exterior studs to the primary structure of the building, while resisting horizontal and vertical loads.

ClarkDietrich's Extended Uni-Clip™ rigid framing clip is used to attach exterior wall studs to the structure of the building. Designed to transfer horizontal and vertical loads, the extended rigid clips install easily with screws, powder-actuated fasteners, or welds. This clip is ideal for all medium and large standoff conditions.

ALTERNATIVE PRODUCTS

Universal Bypass Clip

PRODUCT DIMENSIONS


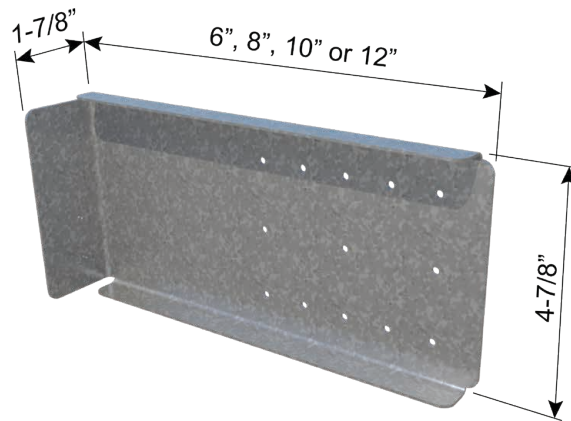
- 6" Extended Uni-Clip: 1-7/8" x 4-7/8" x 6"
- 8" Extended Uni-Clip: 1-7/8" x 4-7/8" x 8"
- 10" Extended Uni-Clip: 1-7/8" x 4-7/8" x 10"
- 12" Extended Uni-Clip: 1-7/8" x 4-7/8" x 12"

MATERIAL SPECIFICATIONS

- Gauge:** 14 gauge (68mils)
- Design Thickness:** 0.0713 inches
- Coating:** G90
- Yield Strength:** 50 ksi
- ASTM:** A653/A653M

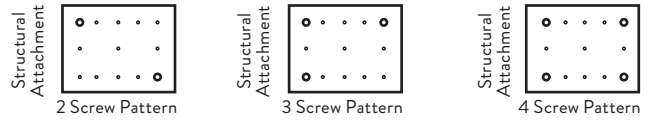
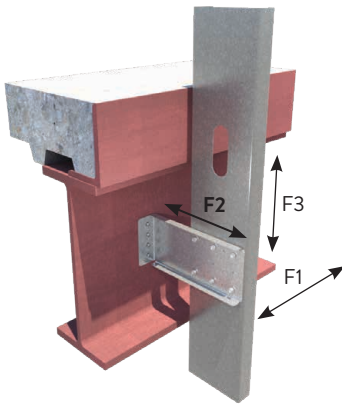
INSTALLATION

Attach the Extended Uni-Clip rigid clips to cold-formed steel framing members using #12 minimum self-drilling screws driven through the clip holes into the steel framing. Follow the required fastener placement patterns to achieve the allowable load. Connections to the primary building frame can also be made with powder-actuated fasteners or welds per design requirement.



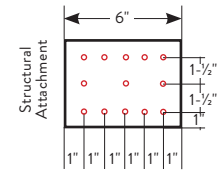
Extended Uni-Clip™ (UXRC)

Product code	Thickness		Size (in)	Packaging Pcs./ Bucket
	Mils (Gauge)	Design thickness (in)		
UXRC6	68mil (14ga)	0.0713	1-7/8 x 4-7/8 x 6	25
UXRC8	68mil (14ga)	0.0713	1-7/8 x 4-7/8 x 8	25
UXRC10	68mil (14ga)	0.0713	1-7/8 x 4-7/8 x 10	25
UXRC12	68mil (14ga)	0.0713	1-7/8 x 4-7/8 x 12	25



6" UXRC Screw Pattern—No Offset

6" Clip Template



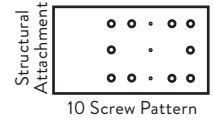
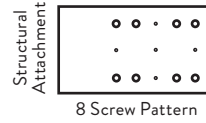
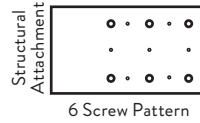
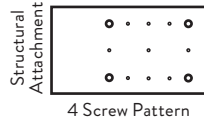
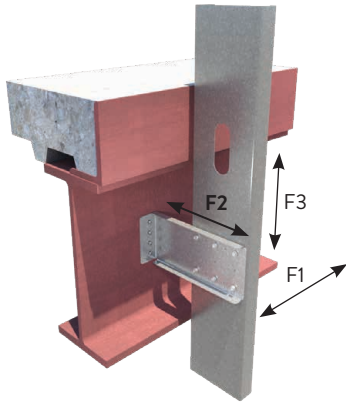
6" Extended Uni-Clip™ (UXRC) Allowable Loads (KIPS)

Base connection	Stud thickness gauge (mils)	Stud Fy (ksi)	6" Extended Uni-Clip								
			F1 Load (kips)			F2 Load (kips)			F3 Load (kips)		
			2 screws	3 screws	4 screws	2 screws	3 screws	4 screws	2 screws	3 screws	4 screws
Weld (Fillet/Flare Groove)	33mil (20ga)	33	0.191	0.286	0.381	0.377	0.565	0.754	0.220	0.344	0.433
	43mil (18ga)	33	0.248	0.373	0.497	0.561	0.841	1.122	0.328	0.511	0.644
	54mil (16ga)	33	0.312	0.468	0.624	0.789	1.183	1.577	0.460	0.719	0.905
	54mil (16ga)	50	0.450	0.675	0.899	1.139	1.708	2.278	0.665	1.038	1.307
	68mil (14ga)	50	0.567	0.851	0.899	1.333	2.000	2.278	0.779	1.215	1.531
97mil (12ga)	50	0.809	0.899	0.899	1.333	2.000	2.278	0.779	1.215	1.531	
(4) #12-24 (3/16" steel)	33mil (20ga)	33	0.191	0.286	0.339	0.377	0.565	0.754	0.220	0.344	0.433
	43mil (18ga)	33	0.248	0.339	0.339	0.561	0.841	1.122	0.328	0.511	0.644
	54mil (16ga)	33	0.312	0.339	0.339	0.789	1.183	1.256	0.460	0.719	0.905
	54mil (16ga)	50	0.339	0.339	0.339	1.139	1.256	1.256	0.665	1.038	1.307
	68mil (14ga)	50	0.339	0.339	0.339	1.256	1.256	1.256	0.779	1.215	1.531
97mil (12ga)	50	0.339	0.339	0.339	1.256	1.256	1.256	0.779	1.215	1.531	
(4) Hilti X-U (3/16" steel)	33mil (20ga)	33	0.191	0.286	0.339	0.377	0.565	0.754	0.220	0.344	0.433
	43mil (18ga)	33	0.248	0.339	0.339	0.561	0.841	0.875	0.328	0.511	0.644
	54mil (16ga)	33	0.312	0.339	0.339	0.789	0.875	0.875	0.460	0.719	0.905
	54mil (16ga)	50	0.339	0.339	0.339	0.875	0.875	0.875	0.665	1.038	1.307
	68mil (14ga)	50	0.339	0.339	0.339	0.875	0.875	0.875	0.779	1.215	1.531
97mil (12ga)	50	0.339	0.339	0.339	0.875	0.875	0.875	0.779	1.215	1.531	
(4) Hilti X-U (1" embedment in 3000psi concrete)	33mil (20ga)	33	0.191	0.286	0.339	0.360	0.360	0.360	0.220	0.344	0.433
	43mil (18ga)	33	0.248	0.339	0.339	0.360	0.360	0.360	0.328	0.511	0.644
	54mil (16ga)	33	0.312	0.339	0.339	0.360	0.360	0.360	0.460	0.719	0.747
	54mil (16ga)	50	0.339	0.339	0.339	0.360	0.360	0.360	0.665	0.747	0.747
	68mil (14ga)	50	0.339	0.339	0.339	0.360	0.360	0.360	0.747	0.747	0.747
97mil (12ga)	50	0.339	0.339	0.339	0.360	0.360	0.360	0.747	0.747	0.747	
(2) Kwik-Cons II (1-3/4" embedment in 3000psi concrete)	33mil (20ga)	33	0.191	0.286	0.339	0.377	0.565	0.754	0.220	0.344	0.433
	43mil (18ga)	33	0.248	0.339	0.339	0.561	0.841	0.922	0.328	0.511	0.644
	54mil (16ga)	33	0.312	0.339	0.339	0.789	0.922	0.922	0.460	0.719	0.905
	54mil (16ga)	50	0.339	0.339	0.339	0.922	0.922	0.922	0.665	1.038	1.160
	68mil (14ga)	50	0.339	0.339	0.339	0.922	0.922	0.922	0.779	1.160	1.160
97mil (12ga)	50	0.339	0.339	0.339	0.922	0.922	0.922	0.779	1.160	1.160	

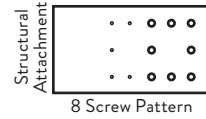
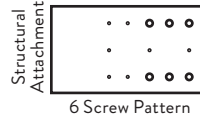
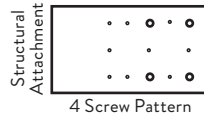
Notes:

- Capacities listed in the table/notes assume that no load reductions are required for spacing or edge distance of Hilti pins in steel, Kwik-Cons, or screws. Load reductions are enforced for spacing or edge distance of Hilti X-U in concrete.
- Weld Capacities are calculated for 2" long weld assuming 1" from the edges on the outer radius of the bend.
- Allowable loads have not been increased for wind, seismic, or other factors.
- The F1 values are calculated based on the moment capacity of the clip cross section.
- Capacities are based on the use of #12 screws to clip-stud interface.
- The embedment depth of Kwik Cons in 3000psi concrete is 1-3/4". The embedment depth of Hilti X-U in 3000psi concrete is 1".
- The Hilti X-U pins and #12-24 screws are embedded in 3/16" structural steel.
- Torsional effects are considered on screw group for F3 allowable loads.
- Use a linear interaction equation for connections involving any combination of F1, F2, and F3.
- Hilti is a registered trademark of the Hilti Aktiengesellschaft Corporation.

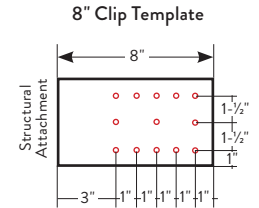
Extended Uni-Clip™



8" UXRC Screw Pattern—2" Offset



8" UXRC Screw Pattern—4" Offset

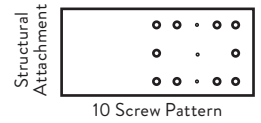
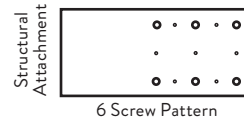
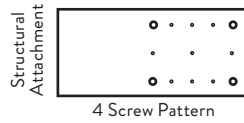
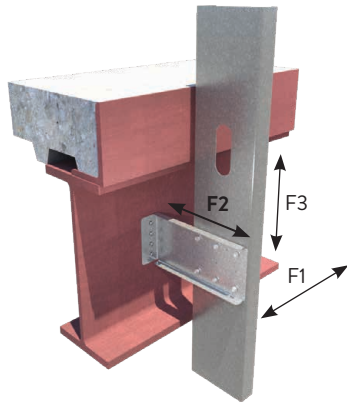


8" Extended Uni-Clip™ (UXRC) Allowable Loads (KIPS)

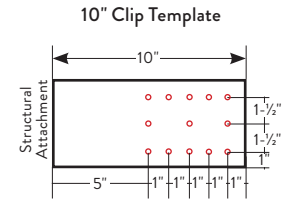
Base connection	Stud thickness gauge (mils)	Stud Fy (ksi)	8" Extended Uni-Clip														
			F1 Load (kips)			F2 Load (kips)				F3 Load (kips)				F3 Load (kips)			
			4 screws	6 screws	8 screws	10 screws	4 screws	6 screws	8 screws	10 screws	4 screws	6 screws	8 screws	10 screws	4 screws	6 screws	8 screws
Weld (Fillet/Flare Groove)	33mil (20ga)	33	0.381	0.453	0.453	0.453	0.754	1.131	1.508	1.884	0.310	0.435	0.572	0.686	0.214	0.306	0.363
	43mil (18ga)	33	0.453	0.453	0.453	1.122	1.683	2.243	2.278	0.462	0.647	0.851	1.022	0.318	0.456	0.540	
	54mil (16ga)	33	0.453	0.453	0.453	1.577	2.278	2.278	2.278	0.649	0.909	1.196	1.436	0.447	0.640	0.759	
	54mil (16ga)	50	0.453	0.453	0.453	2.278	2.278	2.278	2.278	0.938	1.313	1.728	2.075	0.645	0.925	1.097	
	68mil (14ga)	50	0.453	0.453	0.453	2.278	2.278	2.278	2.278	1.098	1.538	2.022	2.278	0.756	1.083	1.284	
	97mil (12ga)	50	0.453	0.453	0.453	2.278	2.278	2.278	2.278	1.098	1.538	2.022	2.278	0.756	1.083	1.284	
(4) #12-24 (3/16" steel)	33mil (20ga)	33	0.301	0.301	0.301	0.301	0.754	1.131	1.256	1.256	0.310	0.435	0.572	0.686	0.214	0.306	0.363
	43mil (18ga)	33	0.301	0.301	0.301	1.122	1.256	1.256	1.256	0.462	0.647	0.851	1.022	0.318	0.456	0.540	
	54mil (16ga)	33	0.301	0.301	0.301	1.256	1.256	1.256	1.256	0.649	0.909	1.196	1.436	0.447	0.640	0.759	
	54mil (16ga)	50	0.301	0.301	0.301	1.256	1.256	1.256	1.256	0.938	1.313	1.728	1.864	0.645	0.925	1.097	
	68mil (14ga)	50	0.301	0.301	0.301	1.256	1.256	1.256	1.256	1.098	1.538	1.864	1.864	0.756	1.083	1.284	
	97mil (12ga)	50	0.301	0.301	0.301	1.256	1.256	1.256	1.256	1.098	1.538	1.864	1.864	0.756	1.083	1.284	
(4) Hilti X-U (3/16" steel)	33mil (20ga)	33	0.301	0.301	0.301	0.301	0.754	0.875	0.875	0.875	0.310	0.435	0.572	0.686	0.214	0.306	0.363
	43mil (18ga)	33	0.301	0.301	0.301	0.301	0.875	0.875	0.875	0.462	0.647	0.851	1.022	0.318	0.456	0.540	
	54mil (16ga)	33	0.301	0.301	0.301	0.301	0.875	0.875	0.875	0.649	0.909	1.196	1.436	0.447	0.640	0.759	
	54mil (16ga)	50	0.301	0.301	0.301	0.301	0.875	0.875	0.875	0.938	1.313	1.728	1.864	0.645	0.925	1.097	
	68mil (14ga)	50	0.301	0.301	0.301	0.301	0.875	0.875	0.875	1.098	1.538	1.864	1.864	0.756	1.083	1.284	
	97mil (12ga)	50	0.301	0.301	0.301	0.301	0.875	0.875	0.875	1.098	1.538	1.864	1.864	0.756	1.083	1.284	
(4) Hilti X-U (1" embedment in 3000psi concrete)	33mil (20ga)	33	0.301	0.301	0.301	0.301	0.360	0.360	0.360	0.360	0.310	0.435	0.572	0.686	0.214	0.306	0.363
	43mil (18ga)	33	0.301	0.301	0.301	0.301	0.360	0.360	0.360	0.360	0.462	0.647	0.747	0.747	0.318	0.456	0.540
	54mil (16ga)	33	0.301	0.301	0.301	0.301	0.360	0.360	0.360	0.360	0.649	0.747	0.747	0.447	0.640	0.747	
	54mil (16ga)	50	0.301	0.301	0.301	0.301	0.360	0.360	0.360	0.360	0.747	0.747	0.747	0.645	0.747	0.747	
	68mil (14ga)	50	0.301	0.301	0.301	0.301	0.360	0.360	0.360	0.360	0.747	0.747	0.747	0.747	0.747	0.747	
	97mil (12ga)	50	0.301	0.301	0.301	0.301	0.360	0.360	0.360	0.360	0.747	0.747	0.747	0.747	0.747	0.747	
(2) Kwik-Cons II (1-3/4" embedment in 3000psi concrete)	33mil (20ga)	33	0.301	0.301	0.301	0.301	0.754	0.922	0.922	0.922	0.310	0.435	0.572	0.686	0.214	0.306	0.363
	43mil (18ga)	33	0.301	0.301	0.301	0.301	0.922	0.922	0.922	0.922	0.462	0.647	0.851	1.022	0.318	0.456	0.540
	54mil (16ga)	33	0.301	0.301	0.301	0.301	0.922	0.922	0.922	0.922	0.649	0.909	1.160	1.160	0.447	0.640	0.759
	54mil (16ga)	50	0.301	0.301	0.301	0.301	0.922	0.922	0.922	0.922	0.938	1.160	1.160	1.160	0.645	0.925	1.097
	68mil (14ga)	50	0.301	0.301	0.301	0.301	0.922	0.922	0.922	0.922	1.098	1.160	1.160	1.160	0.756	1.083	1.160
	97mil (12ga)	50	0.301	0.301	0.301	0.301	0.922	0.922	0.922	0.922	1.098	1.160	1.160	1.160	0.756	1.083	1.160

Notes:

- Capacities listed in the table/notes assume that no load reductions are required for spacing or edge distance of Hilti X-U pins in steel, Kwik-Cons, or screws. Load reductions are enforced for spacing or edge distance of Hilti X-U in concrete.
- Weld capacities are calculated for 2" long weld assuming 1" from the edges on the outer radius of the bend.
- Allowable loads have not been increased for wind, seismic, or other factors.
- The F1 values are calculated based on the moment capacity of the clip cross section.
- Capacities are based on the use of #12 screws to clip-stud interface.
- The embedment depth of Kwik-Cons in 3000psi normal weight concrete is 1-3/4". The embedment depth of Hilti X-U in 3000psi normal weight concrete is 1".
- The Hilti X-U pins and #12-24 screws are embedded in 3/16" structural steel.
- Torsional effects are considered on screw group for F3 allowable loads.
- Use a linear interaction equation for connections involving any combination of F1, F2, and F3.
- Hilti is a registered trademark of the Hilti Aktiengesellschaft Corporation.



10" UXRC Screw Pattern—4" Offset



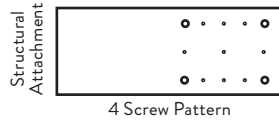
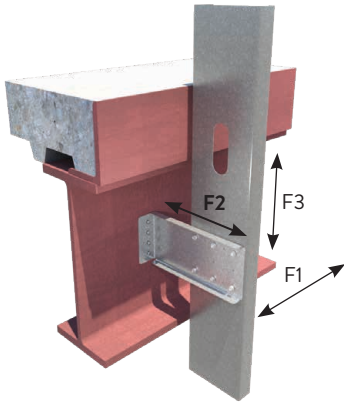
10" Extended Uni-Clip™ (UXRC) Allowable Loads (KIPS)

Base connection	Stud thickness gauge (mils)	Stud Fy (ksi)	10" Extended Uni-Clip 4" Offset								
			F1 Load (kips)			F2 Load (kips)			F3 Load (kips)		
			4 screws	6 screws	10 screws	4 screws	6 screws	10 screws	4 screws	6 screws	10 screws
Weld (Fillet/Flare Groove)	33mil (20ga)	33	0.228	0.228	0.228	0.754	1.131	1.884	0.239	0.328	0.523
	43mil (18ga)	33	0.228	0.228	0.228	1.122	1.683	2.278	0.356	0.488	0.779
	54mil (16ga)	33	0.228	0.228	0.228	1.577	2.278	2.278	0.500	0.686	1.095
	54mil (16ga)	50	0.228	0.228	0.228	2.278	2.278	2.278	0.722	0.991	1.581
	68mil (14ga)	50	0.228	0.228	0.228	2.278	2.278	2.278	0.845	1.160	1.851
(4) #12-24 (3/16" steel)	33mil (20ga)	33	0.133	0.133	0.133	0.754	1.131	1.256	0.239	0.328	0.523
	43mil (18ga)	33	0.133	0.133	0.133	1.122	1.256	1.256	0.356	0.488	0.779
	54mil (16ga)	33	0.133	0.133	0.133	1.256	1.256	1.256	0.500	0.686	1.095
	54mil (16ga)	50	0.133	0.133	0.133	1.256	1.256	1.256	0.722	0.991	1.581
	68mil (14ga)	50	0.133	0.133	0.133	1.256	1.256	1.256	0.845	1.160	1.596
(4) Hilti X-U (3/16" steel)	33mil (20ga)	33	0.133	0.133	0.133	0.754	0.875	0.875	0.239	0.328	0.523
	43mil (18ga)	33	0.133	0.133	0.133	0.875	0.875	0.875	0.356	0.488	0.779
	54mil (16ga)	33	0.133	0.133	0.133	0.875	0.875	0.875	0.500	0.686	1.095
	54mil (16ga)	50	0.133	0.133	0.133	0.875	0.875	0.875	0.722	0.991	1.581
	68mil (14ga)	50	0.133	0.133	0.133	0.875	0.875	0.875	0.845	1.160	1.596
(4) Hilti X-U (1" embedment in 3000psi concrete)	33mil (20ga)	33	0.133	0.133	0.133	0.360	0.360	0.360	0.239	0.328	0.523
	43mil (18ga)	33	0.133	0.133	0.133	0.360	0.360	0.360	0.356	0.488	0.747
	54mil (16ga)	33	0.133	0.133	0.133	0.360	0.360	0.360	0.500	0.686	0.747
	54mil (16ga)	50	0.133	0.133	0.133	0.360	0.360	0.360	0.722	0.747	0.747
	68mil (14ga)	50	0.133	0.133	0.133	0.360	0.360	0.360	0.747	0.747	0.747
(2) Kwik-Cons II (1-3/4" embedment in 3000psi concrete)	33mil (20ga)	33	0.133	0.133	0.133	0.754	0.922	0.922	0.239	0.328	0.523
	43mil (18ga)	33	0.133	0.133	0.133	0.922	0.922	0.922	0.356	0.488	0.779
	54mil (16ga)	33	0.133	0.133	0.133	0.922	0.922	0.922	0.500	0.686	1.095
	54mil (16ga)	50	0.133	0.133	0.133	0.922	0.922	0.922	0.722	0.991	1.160
	68mil (14ga)	50	0.133	0.133	0.133	0.922	0.922	0.922	0.845	1.160	1.160
97mil (12ga)	50	0.133	0.133	0.133	0.922	0.922	0.922	0.845	1.160	1.160	

Notes:

- Capacities listed in the table/notes assume that no load reductions are required for spacing or edge distance of Hilti pins in steel, Kwik-Cons, or screws. Load reductions are enforced for spacing or edge distance of Hilti X-U in concrete.
- Weld Capacities are calculated for 2" long weld assuming 1" from the edges on the outer radius of the bend.
- Allowable loads have not been increased for wind, seismic, or other factors.
- The F1 values are calculated based on the moment capacity of the clip cross section.
- Capacities are based on the use of #12 screws to clip-stud interface.
- The embedment depth of Kwik Cons in 3000psi concrete is 1-3/4". The embedment depth of Hilti X-U in 3000psi concrete is 1".
- The Hilti X-U pins and #12-24 screws are embedded in 3/16" structural steel.
- Torsional effects are considered on screw group for F3 allowable loads.
- Use a linear interaction equation for connections involving any combination of F1, F2, and F3.
- Hilti is a registered trademark of the Hilti Aktiengesellschaft Corporation.

Extended Uni-Clip™



4 Screw Pattern



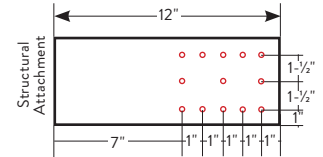
6 Screw Pattern



10 Screw Pattern

12" UXRC Screw Pattern—6" Offset

12" Clip Template



12" Extended Uni-Clip™ (UXRC) Allowable Loads (KIPS)

Base connection	Stud thickness gauge (mils)	Stud Fy (ksi)	12" Extended Uni-Clip								
			6" Offset								
			F1 Load (kips)			F2 Load (kips)			F3 Load (kips)		
			4 screws	6 screws	10 screws	4 screws	6 screws	10 screws	4 screws	6 screws	10 screws
Weld (Fillet/Flare Groove)	33mil (20ga)	33	0.131	0.131	0.131	0.754	1.131	1.884	0.193	0.261	0.420
	43mil (18ga)	33	0.131	0.131	0.131	1.122	1.683	2.278	0.287	0.389	0.625
	54mil (16ga)	33	0.131	0.131	0.131	1.577	2.278	2.278	0.404	0.547	0.879
	54mil (16ga)	50	0.131	0.131	0.131	2.278	2.278	2.278	0.584	0.790	1.269
	68mil (14ga)	50	0.131	0.131	0.131	2.278	2.278	2.278	0.683	0.925	1.485
	97mil (12ga)	50	0.131	0.131	0.131	2.278	2.278	2.278	0.683	0.925	1.485
(4) #12-24 (3/16" steel)	33mil (20ga)	33	0.095	0.095	0.095	0.754	0.950	0.950	0.193	0.261	0.420
	43mil (18ga)	33	0.095	0.095	0.095	0.950	0.950	0.950	0.287	0.389	0.625
	54mil (16ga)	33	0.095	0.095	0.095	0.950	0.950	0.950	0.404	0.547	0.879
	54mil (16ga)	50	0.095	0.095	0.095	0.950	0.950	0.950	0.584	0.790	1.269
	68mil (14ga)	50	0.095	0.095	0.095	0.950	0.950	0.950	0.683	0.925	1.329
	97mil (12ga)	50	0.095	0.095	0.095	0.950	0.950	0.950	0.683	0.925	1.329
(4) Hilti X-U (3/16" steel)	33mil (20ga)	33	0.095	0.095	0.095	0.754	0.875	0.875	0.193	0.261	0.420
	43mil (18ga)	33	0.095	0.095	0.095	0.875	0.875	0.875	0.287	0.389	0.625
	54mil (16ga)	33	0.095	0.095	0.095	0.875	0.875	0.875	0.404	0.547	0.879
	54mil (16ga)	50	0.095	0.095	0.095	0.875	0.875	0.875	0.584	0.790	1.269
	68mil (14ga)	50	0.095	0.095	0.095	0.875	0.875	0.875	0.683	0.925	1.329
	97mil (12ga)	50	0.095	0.095	0.095	0.875	0.875	0.875	0.683	0.925	1.329
(4) Hilti X-U (1" embedment in 3000psi concrete)	33mil (20ga)	33	0.095	0.095	0.095	0.360	0.360	0.360	0.193	0.261	0.420
	43mil (18ga)	33	0.095	0.095	0.095	0.360	0.360	0.360	0.287	0.389	0.625
	54mil (16ga)	33	0.095	0.095	0.095	0.360	0.360	0.360	0.404	0.547	0.747
	54mil (16ga)	50	0.095	0.095	0.095	0.360	0.360	0.360	0.584	0.747	0.747
	68mil (14ga)	50	0.095	0.095	0.095	0.360	0.360	0.360	0.683	0.747	0.747
	97mil (12ga)	50	0.095	0.095	0.095	0.360	0.360	0.360	0.683	0.747	0.747
(2) Kwik-Cons II (1-3/4" embedment in 3000psi concrete)	33mil (20ga)	33	0.095	0.095	0.095	0.754	0.922	0.922	0.193	0.261	0.420
	43mil (18ga)	33	0.095	0.095	0.095	0.922	0.922	0.922	0.287	0.389	0.625
	54mil (16ga)	33	0.095	0.095	0.095	0.922	0.922	0.922	0.404	0.547	0.879
	54mil (16ga)	50	0.095	0.095	0.095	0.922	0.922	0.922	0.584	0.790	1.160
	68mil (14ga)	50	0.095	0.095	0.095	0.922	0.922	0.922	0.683	0.925	1.160
	97mil (12ga)	50	0.095	0.095	0.095	0.922	0.922	0.922	0.683	0.925	1.160

Notes:

- Capacities listed in the table/notes assume that no load reductions are required for spacing or edge distance of Hilti pins in steel, Kwik-Cons, or screws. Load reductions are enforced for spacing or edge distance of Hilti X-U in concrete.
- Weld Capacities are calculated for 2" long weld assuming 1" from the edges on the outer radius of the bend.
- Allowable loads have not been increased for wind, seismic, or other factors.
- The F1 values are calculated based on the moment capacity of the clip cross section.
- Capacities are based on the use of #12 screws to clip-stud interface.
- The embedment depth of Kwik Cons in 3000psi concrete is 1-3/4". The embedment depth of Hilti X-U in 3000psi concrete is 1".
- The Hilti X-U pins and #12-24 screws are embedded in 3/16" structural steel.
- Torsional effects are considered on screw group for F3 allowable loads.
- Use a linear interaction equation for connections involving any combination of F1, F2, and F3.
- Hilti is a registered trademark of the Hilti Aktiengesellschaft Corporation.