

1512 S BATAVIA AVENUE
GENEVA, IL 60134
630-232-0104

An  ALION Technical Center

RIVERBANK.ALIONSCIENCE.COM

FOUNDED 1918 BY
WALLACE CLEMENT SABINE

Test Report

SPONSOR: **ClarkDietrich**
West Chester, OH

Sound Transmission Loss
RAL™-TL19-095

CONDUCTED: 2019-04-09

Page 1 of 10

ON: Insulated 24 in. on center steel stud gypsum board wall, 2 layers with RCSD on source side, 2 layers on receive side

TEST METHODOLOGY

Riverbank Acoustical Laboratories™ is accredited by the U.S. Department of Commerce, National Institute of Standards and Technology (NIST) under the National Voluntary Laboratory Accreditation Program (NVLAP) as an ISO 17025:2005 Laboratory (NVLAP Lab Code: 100227-0) and for this test procedure. The test reported in this document conformed explicitly with ASTM E90-09 (2016): "Standard Test Method for Laboratory Measurement of Airborne Sound Transmission Loss of Building Partitions and Elements." The single number rating of the specimen was calculated according to ASTM E413-16: "Classification for Rating Sound Insulation." A description of the measurement procedure and room specifications is available upon request. The transmission loss values are for a single direction of measurement. The results presented in this report apply to the sample as received from the test sponsor.

SPECIMEN MEASUREMENTS & TEST CONDITIONS

The test specimen was designated by the sponsor as Insulated 24 in. on center steel stud gypsum board wall, 2 layers with RCSD on source side, 2 layers on receive side. The building contractor and RAL staff compiled the following construction specification as follows, in order of installation:

Plates / Base Track

Trade Name: ProTRAK® 20 (18 mil)
Dimensions: 2 @ 2438.4 mm (96 in.) x 31.75 mm (1.25 in.)
Depth: 92.07 mm (3.625 in.)
Steel Thickness: Nominal @ 0.46 mm (0.018 in.)
Measured @ 0.48 mm (0.019 in.)
Installation: Friction fit to test frame over foam sill sealer
Overall Weight: 2.95 kg (6.5 lbs)
Mass per Unit Length: 0.60 kg/m (0.41 lbs/ft)

1512 S BATAVIA AVENUE
GENEVA, IL 60134
630-232-0104

An  ALION Technical Center

RIVERBANK.ALIONSCIENCE.COM

FOUNDED 1918 BY
WALLACE CLEMENT SABINE

Test Report

ClarkDietrich
2019-04-09

RAL™-TL19-095

Page 2 of 10

Studs

Trade Name: ProSTUD® 20 (18 mil)
Dimensions: 5 @ 31.75 mm (1.25 in.) x 2743.2 mm (108 in.)
Depth: 92.07 mm (3.625 in.)
Steel Thickness: Nominal @ 0.46 mm (0.018 in.)
Measured @ 0.48 mm (0.019 in.)
Installation: Side studs screwed to test frame, other studs floating in track
Fasteners: Type W bugle head drywall screws, 31.75 mm (1.25 in.) length
Stud Spacing: 609.6 mm (24 in.) on center
Overall Weight: 8.62 kg (19 lbs)
Mass per Unit Length: 0.63 kg/m (0.42 lbs/ft)

Note: A 6.35 mm (0.25 in.) diameter bead of acoustical sealant was used to seal both sides of the specimen where framing members met the test frame (0.45 kg (1 lbs) total).

Source Side

Resilient Channel

Trade Name: RC Deluxe® Resilient Channel (RCSD)
Dimensions: 6 @ 2438.4 mm (96 in.) x 63.5 mm (2.5 in.)
Overall Thickness: 12.7 mm (0.5 in.)
Installation: Screwed to studs, rows spaced 609.6 mm (24 in.) on center
Mounted horizontally with resilient flange facing up
Resilient flange on bottom row facing down
Fasteners: #8 wafer head stud screw, 12.7 mm (0.5 in.) length
Overall Weight: 4.76 kg (10.5 lbs)
Mass per Unit Length: 0.33 kg/m (0.22 lbs/ft)

Layer 1

Material: Type X gypsum board
Dimensions: 1 @ 1219.2 mm (48 in.) x 2743.2 mm (108 in.)
2 @ 609.6 mm (24 in.) x 2743.2 mm (108 in.)
Thickness: 15.88 mm (0.625 in.)
Installation: Screwed to resilient channel
Fasteners: Type S bugle head drywall screws, 25.4 mm (1 in.) length
Fastener Spacing: 304.8 mm (12 in.) on center
Overall Weight: 72.35 kg (159.5 lbs)
Mass per Unit Area: 10.82 kg/m² (2.22 lbs/ft²)

1512 S BATAVIA AVENUE
GENEVA, IL 60134
630-232-0104

An **ALION** Technical Center

RIVERBANK.ALIONSCIENCE.COM

FOUNDED 1918 BY
WALLACE CLEMENT SABINE

Test Report

ClarkDietrich
2019-04-09

RAL™-TL19-095

Page 3 of 10

Source Side (continued)

Layer 2

Material: Type X gypsum board
Dimensions: 2 @ 1219.2 mm (48 in.) x 2743.2 mm (108 in.)
Thickness: 15.88 mm (0.625 in.)
Installation: Screwed through Layer 1 to resilient channel
Fasteners: Type S bugle head drywall screws, 41.28 mm (1.625 in.) length
Fastener Spacing: 304.8 mm (12 in.) on center
Overall Weight: 72.57 kg (160 lbs)
Mass per Unit Area: 10.85 kg/m² (2.22 lbs/ft²)

Cavity

Material: R-13 unfaced fiberglass insulation batts
Dimensions: 4 @ 609.6 mm (24 in.) x 2743.2 mm (108 in.)
Thickness: 88.9 mm (3.5 in.)
Installation: Friction fit into cavities between studs
Overall Weight: 8.39 kg (18.5 lbs)
Density: 14.11 kg/m³ (0.88 lbs/ft³)

Receive Side

Layer 1

Material: Type X gypsum board
Dimensions: 2 @ 1219.2 mm (48 in.) x 2743.2 mm (108 in.)
Thickness: 15.88 mm (0.625 in.)
Installation: Screwed to studs
Fasteners: Type S bugle head drywall screws, 28.58 mm (1.125 in.) length
Fastener Spacing: 203.2 mm (8 in.) on center at board perimeter
304.8 mm (12 in.) on center at board field
Overall Weight: 72.12 kg (159 lbs)
Mass per Unit Area: 10.78 kg/m² (2.21 lbs/ft²)

1512 S BATAVIA AVENUE
GENEVA, IL 60134
630-232-0104

An  ALION Technical Center

RIVERBANK.ALIONSCIENCE.COM

FOUNDED 1918 BY
WALLACE CLEMENT SABINE

Test Report

ClarkDietrich
2019-04-09

RAL™-TL19-095

Page 4 of 10

Receive Side (continued)

Layer 2

Material: Type X gypsum board
Dimensions: 1 @ 1219.2 mm (48 in.) x 2743.2 mm (108 in.)
2 @ 609.6 mm (24 in.) x 2743.2 mm (108 in.)
Thickness: 15.88 mm (0.625 in.)
Installation: Screwed through Layer 1 to studs
Fasteners: Type S bugle head drywall screws, 50.8 mm (2 in.) length
Fastener Spacing: 203.2 mm (8 in.) on center at board perimeter
304.8 mm (12 in.) on center at board field
Overall Weight: 72.46 kg (159.75 lbs)
Mass per Unit Area: 10.83 kg/m² (2.22 lbs/ft²)

Note: Joints and screw heads on the outermost layers of both sides of the partition were treated with a thin bead of sealant and metal tape (0.23 kg (0.5 lbs) total). Fasteners at the top and bottom tracks were offset to avoid coupling the track to the studs.

Overall Specimen Measurements

Dimensions: 2.44 m (96.0 in) wide by 2.74 m (108.0 in) high
Thickness: 0.17 m (6.625 in)
Weight: 314.91 kg (694.25 lbs)
Transmission Area: 6.689 m² (72 ft²)
Mass per Unit Area: 47.08 kg/m² (9.64 lbs/ft²)

Test Aperture

Size: 2.74 m (9.0 ft.) by 4.27 m (14.0 ft.)
Filler Wall: Yes
Sealed: Entire periphery (both sides) with dense mastic

Test Environment

Source Room

Volume: 177.11 m³
Temperature: 23.3 °C ± 0.0 °C
Relative Humidity: 51.0 % ± 0.0 %

Receive Room

Volume: 178.33 m³
Temperature: 22.5 °C ± 0.6 °C
Relative Humidity: 50.5 % ± 1.0 %

Requirements

Temperature: 22° C +/- 2° C, not more than 3° C change over all tests.
Relative Humidity: ≥ 30%, not more than +/- 3% change over all tests.

1512 S BATAVIA AVENUE
GENEVA, IL 60134
630-232-0104

An **ALION** Technical Center

RIVERBANK.ALIONSCIENCE.COM

FOUNDED 1918 BY
WALLACE CLEMENT SABINE

Test Report

ClarkDietrich
2019-04-09

RAL™-TL19-095

Page 5 of 10



Figure 1 – Specimen mounted in test opening, as viewed from source room




Figure 2 – Sealing method for perimeter framing members, floating stud

1512 S BATAVIA AVENUE
GENEVA, IL 60134
630-232-0104

An **ALION** Technical Center

RIVERBANK.ALIONSCIENCE.COM

FOUNDED 1918 BY
WALLACE CLEMENT SABINE

Test Report

ClarkDietrich
2019-04-09

RAL™-TL19-095

Page 6 of 10



Figure 3 – Stud cavity insulation and resilient channel installed



Figure 4 – Fastener placement, labeling on resilient channel

1512 S BATAVIA AVENUE
 GENEVA, IL 60134
 630-232-0104

An  ALION Technical Center

RIVERBANK.ALIONSCIENCE.COM

FOUNDED 1918 BY
 WALLACE CLEMENT SABINE

Test Report

ClarkDietrich
 2019-04-09

RAL™-TL19-095

Page 7 of 10

TEST RESULTS

Sound transmission loss values are tabulated at the eighteen standard frequencies. A graphic presentation of the data and additional information appear on the following pages. The precision of the transmission loss test data is within the limits set by the ASTM Standard E90-09 (2016).

| <u>FREQ.</u> | <u>TL</u> | <u>ΔTL</u> | <u>DEF.</u> | <u>FREQ.</u> | <u>TL</u> | <u>ΔTL</u> | <u>DEF.</u> |
|--------------|-----------|------------|-------------|--------------|-----------|------------|-------------|
| 100 | 30 | 0.88 | 0 | 800 | 65 | 0.16 | 0 |
| 125 | 39 | 0.54 | 5 | 1000 | 66 | 0.17 | 0 |
| 160 | 44 | 0.60 | 3 | 1250 | 66 | 0.11 | 0 |
| 200 | 49 | 0.41 | 1 | 1600 | 64 | 0.09 | 0 |
| 250 | 51 | 0.39 | 2 | 2000 | 57 | 0.06 | 7 |
| 315 | 56 | 0.30 | 0 | 2500 | 58 | 0.07 | 6 |
| 400 | 58 | 0.25 | 1 | 3150 | 62 | 0.08 | 2 |
| 500 | 61 | 0.14 | 0 | 4000 | 66 | 0.11 | 0 |
| 630 | 63 | 0.19 | 0 | 5000 | 69 | 0.19 | 0 |

STC=60

ABBREVIATION INDEX

FREQ. = FREQUENCY, HERTZ

TL = TRANSMISSION LOSS, dB

ΔTL = 95% CONFIDENCE INTERVAL FOR TL MEASUREMENTS, dB

DEF. = DEFICIENCIES, dB BELOW STC CONTOUR (SUM OF DEF = 27)

STC = SOUND TRANSMISSION CLASS


Tested by


 Marc Sciaky
 Senior Experimentalist

Report by


 Malcolm Kelly
 Acoustical Test Engineer

Approved by


 Eric P. Wolfram
 Laboratory Manager

1512 S BATAVIA AVENUE
 GENEVA, IL 60134
 630-232-0104

An **ALION** Technical Center

RIVERBANK.ALIONSCIENCE.COM

FOUNDED 1918 BY
 WALLACE CLEMENT SABINE

Test Report

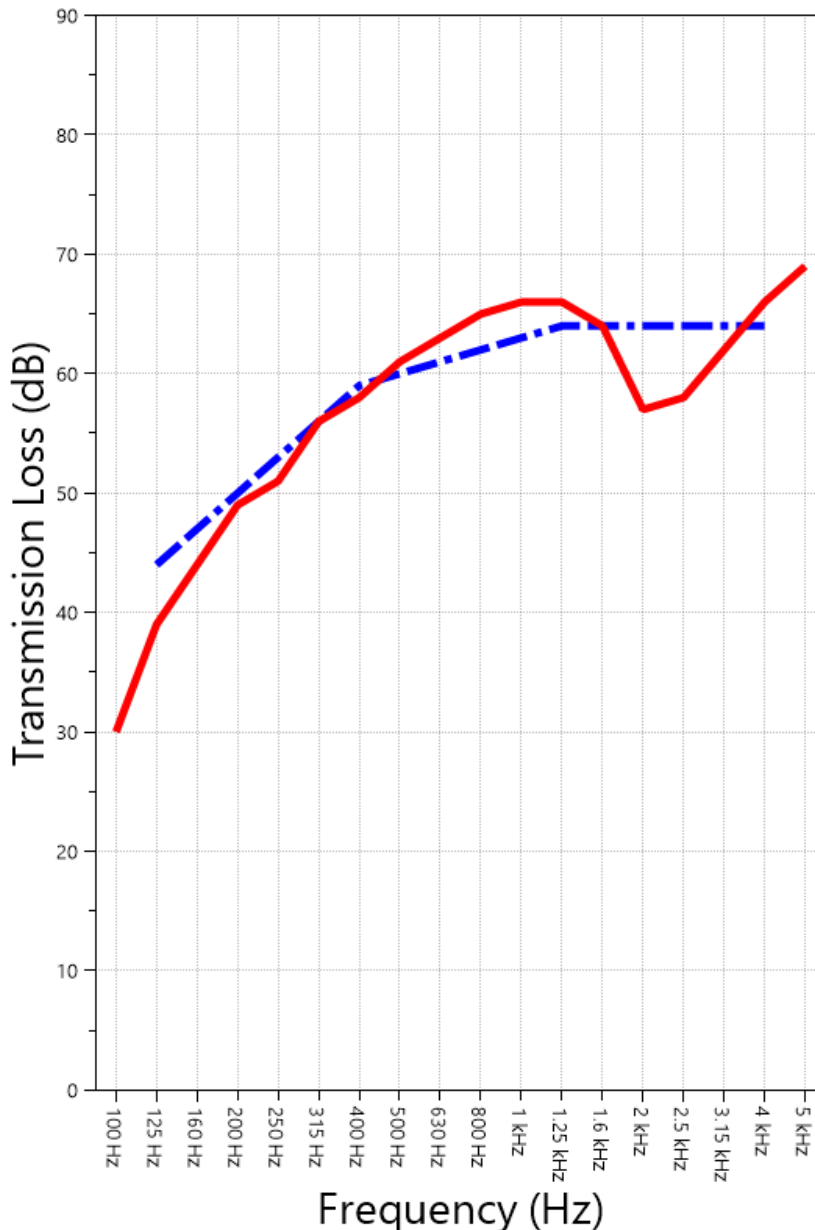
RAL™-TL19-095

Page 8 of 10


ClarkDietrich
 2019-04-09

SOUND TRANSMISSION REPORT

Insulated 24 in. on center steel stud gypsum board wall, 2 layers with RCSD on source side, 2 layers on receive side



STC=60



TRANSMISSION LOSS
SOUND TRANSMISSION CLASS CONTOUR



RIVERBANK ACOUSTICAL LABORATORIES IS ACCREDITED BY NVLAP (LAB CODE 100227-0) FOR ACOUSTICAL TESTING SERVICES IN ACCORDANCE WITH ISO/IEC 17025:2005 AND FOR THIS PROCEDURE. THIS REPORT MUST NOT BE USED BY THE CLIENT TO CLAIM PRODUCT CERTIFICATION, APPROVAL, OR ENDORSEMENT BY RAL, NVLAP, NIST, OR ANY AGENCY OF THE U.S. GOVERNMENT. THIS REPORT SHALL NOT BE MODIFIED WITHOUT THE WRITTEN APPROVAL OF RAL. THE RESULTS REPORTED APPLY ONLY TO THE SPECIFIC SAMPLE SUBMITTED FOR TESTING; RAL ASSUMES NO RESPONSIBILITY FOR THE PERFORMANCE OF ANY OTHER SAMPLE.

1512 S BATAVIA AVENUE
 GENEVA, IL 60134
 630-232-0104

An **ALION** Technical Center

RIVERBANK.ALIONSCIENCE.COM

FOUNDED 1918 BY
 WALLACE CLEMENT SABINE

Test Report

ClarkDietrich
 2019-04-09

RAL™-TL19-095
 Page 9 of 10

APPENDIX A: Extended Frequency Range Data

Specimen: Insulated 24 in. on center steel stud gypsum board wall, 2 layers with RCSD on source side, 2 layers on receive side (See Full Report)

The following non-accredited data were obtained in accordance with ASTM E90-09 (2016), but extend beyond the defined frequency range of 100Hz to 5,000Hz. These unofficial results are representative of the RAL test environment only and intended for research & comparison purposes. Sampling precision observed during this procedure is reported below.

| 1/3 Octave Band Center Frequency (Hz) | Sound Transmission Loss (dB) | Δ TL (Eq. A2.5) (dB) |
|---|------------------------------------|--------------------------------|
| 31.5 | 20 | 1.43 |
| 40 | 20 | 0.69 |
| 50 | 15 | 1.02 |
| 63 | 18 | 0.93 |
| 80 | 27 | 0.58 |
| 100 | 30 | 0.88 |
| 125 | 39 | 0.54 |
| 160 | 44 | 0.60 |
| 200 | 49 | 0.41 |
| 250 | 51 | 0.39 |
| 315 | 56 | 0.30 |
| 400 | 58 | 0.25 |
| 500 | 61 | 0.14 |
| 630 | 63 | 0.19 |
| 800 | 65 | 0.16 |
| 1000 | 66 | 0.17 |
| 1250 | 66 | 0.11 |
| 1600 | 64 | 0.09 |
| 2000 | 57 | 0.06 |
| 2500 | 58 | 0.07 |
| 3150 | 62 | 0.08 |
| 4000 | 66 | 0.11 |
| 5000 | 69 | 0.19 |
| 6300 | 72 | 0.26 |
| 8000 | 70 | 0.22 |
| 10000 | 62 | 0.23 |
| 12500 | 57 | 0.28 |



RIVERBANK ACOUSTICAL LABORATORIES IS ACCREDITED BY NVLAP (LAB CODE 100227-0) FOR ACOUSTICAL TESTING SERVICES IN ACCORDANCE WITH ISO/IEC 17025:2005 AND FOR THIS PROCEDURE. THIS REPORT MUST NOT BE USED BY THE CLIENT TO CLAIM PRODUCT CERTIFICATION, APPROVAL, OR ENDORSEMENT BY RAL, NVLAP, NIST, OR ANY AGENCY OF THE U.S. GOVERNMENT. THIS REPORT SHALL NOT BE MODIFIED WITHOUT THE WRITTEN APPROVAL OF RAL. THE RESULTS REPORTED APPLY ONLY TO THE SPECIFIC SAMPLE SUBMITTED FOR TESTING; RAL ASSUMES NO RESPONSIBILITY FOR THE PERFORMANCE OF ANY OTHER SAMPLE.

1512 S BATAVIA AVENUE
GENEVA, IL 60134
630-232-0104

An ALION Technical Center

RIVERBANK.ALIONSCIENCE.COM

FOUNDED 1918 BY
WALLACE CLEMENT SABINE

Test Report

ClarkDietrich
2019-04-09

RAL™-TL19-095
Page 10 of 10

APPENDIX B: Instruments of Traceability

Specimen: Insulated 24 in. on center steel stud gypsum board wall, 2 layers with RCSD on source side, 2 layers on receive side (See Full Report)

| <u>Description</u> | <u>Model</u> | <u>Serial Number</u> | <u>Date of Certification</u> | <u>Calibration Due</u> |
|--------------------------------|-----------------|----------------------|------------------------------|------------------------|
| System 2 | Type 3160-A-042 | 3160-106974 | 2018-08-09 | 2019-08-09 |
| Bruel & Kjaer Mic And Preamp D | Type 4943-B-001 | 2311440 | 2018-09-28 | 2019-09-28 |
| Bruel & Kjaer Pistonphone | Type 4228 | 2781248 | 2018-08-06 | 2019-08-06 |
| EXTECH Hygro 330 | SD700 | A083330 | 2018-09-07 | 2019-09-07 |
| EXTECH Hygro 322 | SD700 | A083322 | 2018-09-07 | 2019-09-07 |

APPENDIX C: Revisions to Original Test Report

Specimen: Insulated 24 in. on center steel stud gypsum board wall, 2 layers with RCSD on source side, 2 layers on receive side (See Full Report)

| <u>Date</u> | <u>Revision</u> |
|-------------|------------------------|
| 2019-04-22 | Original report issued |

END