

## Test Report

SPONSOR: **Riverbank Acoustical Laboratories**  
Geneva, IL

**Impact Sound Transmission**  
**RAL™-IN21-014**

CONDUCTED: 2021-02-16

Page 1 of 8

ON: 8 inch thick solid core concrete (no ceiling)

### TEST METHODOLOGY

Riverbank Acoustical Laboratories™ is accredited by the U.S. Department of Commerce, National Institute of Standards and Technology (NIST) under the National Voluntary Laboratory Accreditation Program (NVLAP) as an ISO 17025:2017 Laboratory (NVLAP Lab Code: 100227-0) and for this test procedure. The test reported in this document conformed explicitly with ASTM E492-09: "Standard Test Method for Laboratory Measurement of Impact Sound Transmission Through Floor-Ceiling Assemblies Using the Tapping Machine." The single number rating of the specimen was calculated according to ASTM E989-18: "Standard Classification for Determination of Single-Number Metrics for Impact Noise." A description of the measurement procedure and room specifications are available upon request. The results presented in this report apply to the individual test specimen as described and assembled.

### INFORMATION PROVIDED BY SPONSOR

The test specimen was designated by the sponsor as 8 inch thick solid core concrete (no ceiling). The following nominal product information was provided by the sponsor prior to testing. The accuracy of such sponsor-provided information can affect the validity of the test results.

#### Product Under Test

Material: Solid core concrete; local aggregate, grey cement  
Manufacturer: Dukane Precast

### SPECIMEN MEASUREMENTS & TEST CONDITIONS

The test specimen was designated by the sponsor as 8 inch thick solid core concrete (no ceiling). The construction contractor (Seth Priser) and RAL staff compiled a detailed construction specification as follows, in order of installation:

#### Concrete Slab

Material: Precast concrete  
Dimensions: 4 @ 610 mm (24 in.) x 4267 mm (168 in.)  
Thickness: 203 mm (8 in.)  
Overall Weight: 5023.08 kg (11074 lbs)  
Mass per Unit Area: 482.75 kg/m<sup>2</sup> (98.875 lbs/ft<sup>2</sup>)  
Installation: Laid in test opening over 152.4 mm (6 in.) wide knee walls constructed from isolated wood framing  
Joint undersides sealed with acoustical caulk and tape  
Top of joints filled with general purpose sand, sealed with premixed masonry joint compound

## Test Report

Riverbank Acoustical Laboratories  
2021-02-16

RAL™-IN21-014  
Page 2 of 8

### Overall Specimen Measurements

---

Dimensions: 2.44 m (96.0 in) wide by 4.27 m (168 in.) long  
Thickness: 0.2 m (8.0 in)  
Weight: 5023.08 kg (11074.0 lbs)  
Overall Area: 10.405 m<sup>2</sup> (112 ft<sup>2</sup>)  
Mass per Unit Area: 482.75 kg/m<sup>2</sup> (98.88 lbs/ft<sup>2</sup>)

### Test Aperture

---

Opening Size: 4.27 m (14.0 ft.) by 6.10 m (20 ft.)  
Filler Wall: Yes  
Aperture Size: 2.44 m (96.0 in) wide by 3.86 m (152.0 in) long  
Transmission Area: 9.414 m<sup>2</sup> (101.33 ft<sup>2</sup>)  
Sealed: Entire periphery (both sides) with dense mastic

### Test Environment

---

#### Source Room

Volume: 130.71 m<sup>3</sup>  
Temperature: 22.8 °C ± 0.0 °C  
Relative Humidity: 47.0 % ± 2.0 %

#### Receive Room

Volume: 82.6 m<sup>3</sup>  
Temperature: 22.8 °C ± 1.1 °C  
Relative Humidity: 46.5 % ± 3.0 %

#### Requirements

Temperature: 22° C +/- 5° C, not more than 3° C change over all tests.  
Relative Humidity: ≥ 30% RH; not more than +/- 3% change over all tests.

**Test Report**

**Riverbank Acoustical Laboratories**  
2021-02-16

**RAL™-IN21-014**  
Page 3 of 8



Figure 1 – Specimen mounted in test opening, as viewed from source room



Figure 2 – Specimen mounted in test opening, as viewed from receive room

## Test Report

Riverbank Acoustical Laboratories  
2021-02-16

RAL™-IN21-014  
Page 4 of 8

### TEST RESULTS

The averaged sound pressure levels, normalized to a receive room reference absorption of 10 m<sup>2</sup>, are tabulated at the sixteen standard frequencies. A graphic presentation of the data and additional information appear on the following pages. The 95% confidence interval for the sound pressure level in the receive room is below the limits specified in Section A1.4 of ASTM E492-09.

<u>FREQ.</u>	<u>L<sub>n</sub></u>	<u>ΔL<sub>n</sub></u>	<u>DEV</u>	<u>FREQ.</u>	<u>L<sub>n</sub></u>	<u>ΔL<sub>n</sub></u>	<u>DEV</u>
100	61	3.31	0	800	68	2.58	0
125	56	2.53	0	1000	68	3.26	0
160	60	3.37	0	1250	68	3.53	0
200	62	2.52	0	1600	68	2.46	0
250	70	3.55	0	2000	71	1.26	3
315	65	3.09	0	2500	70	1.71	5
400	67	2.39	0	3150	70	1.70	8
500	67	3.75	0				
630	65	3.71	0				

IIC=30

### ABBREVIATION INDEX

FREQ. = FREQUENCY, HERTZ, (cps)

L<sub>n</sub> = NORMALIZED SOUND PRESSURE LEVEL, dB


ΔL<sub>n</sub> = 95% UNCERTAINTY LIMIT FOR L<sub>n</sub>, dB

DEV. = DEVIATION FROM SHIFTED IIC CONTOUR, dB (SUM OF DEV = 16)


IIC = IMPACT INSULATION CLASS

\* = LEVEL CORRECTED DUE TO BACKGROUND NOISE PER E492 SEC 10.2.2

\*\* = LEVEL CORRECTED DUE TO BACKGROUND NOISE PER E492 SEC 10.2.3

Tested by   
Dean Victor  
Lead Experimentalist

Report by   
Malcolm Kelly  
Test Engineer, Acoustician

Approved by   
Eric P. Wolfram  
Laboratory Manager



RIVERBANK ACOUSTICAL LABORATORIES IS ACCREDITED BY NVLAP (LAB CODE 100227-0) FOR ACOUSTICAL TESTING SERVICES IN ACCORDANCE WITH ISO/IEC 17025:2017 AND FOR THIS PROCEDURE. THIS REPORT MUST NOT BE USED BY THE CLIENT TO CLAIM PRODUCT CERTIFICATION, APPROVAL, OR ENDORSEMENT BY RAL, NVLAP, NIST, OR ANY AGENCY OF THE U.S. GOVERNMENT. THIS REPORT SHALL NOT BE MODIFIED WITHOUT THE WRITTEN APPROVAL OF RAL. THE RESULTS REPORTED APPLY ONLY TO THE SPECIFIC SAMPLE SUBMITTED FOR TESTING; RAL ASSUMES NO RESPONSIBILITY FOR THE PERFORMANCE OF ANY OTHER SAMPLE.

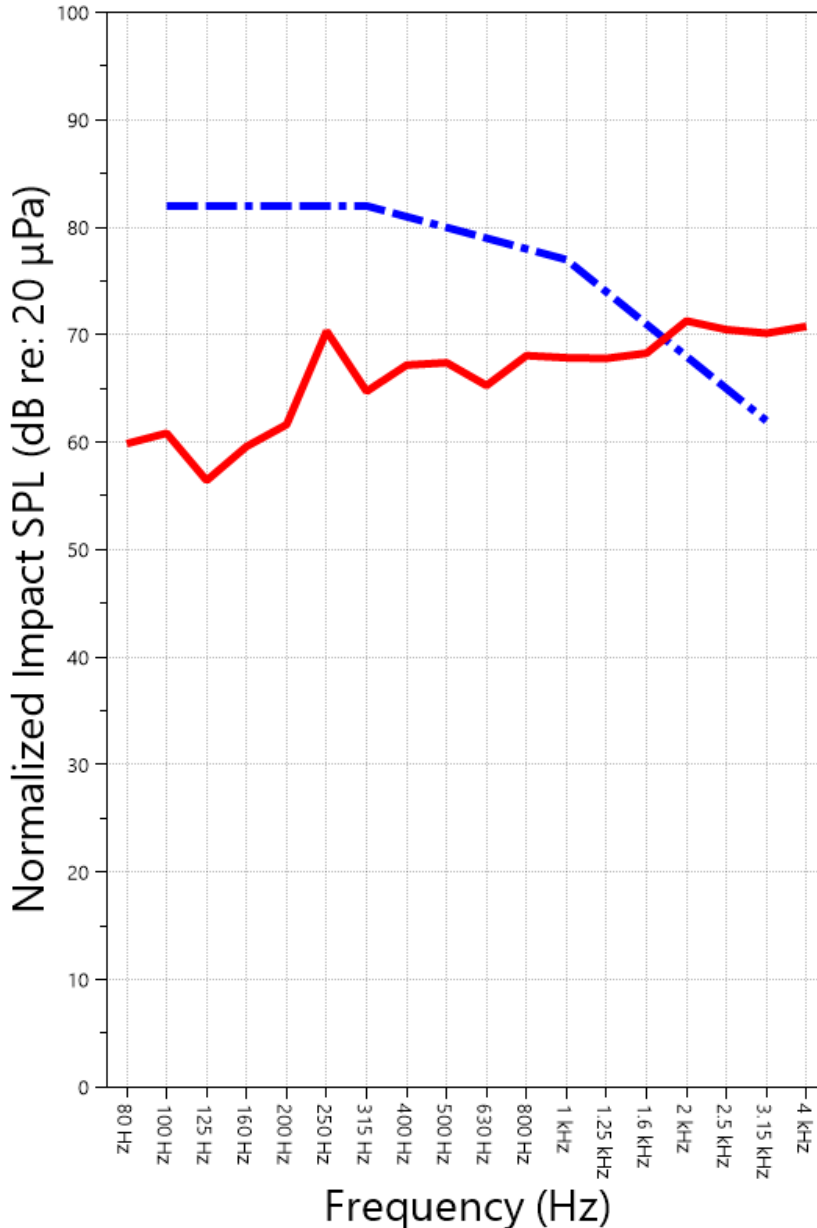


**Test Report**

Riverbank Acoustical Laboratories  
2021-02-16

**RAL™-IN21-014**  
Page 5 of 8

**IMPACT SOUND TRANSMISSION REPORT**  
8 inch thick solid core concrete (no ceiling)



**IIC=30**

**— IMPACT SOUND PRESSURE LEVEL**  
**- · - · - IMPACT INSULATION CLASS CONTOUR**



RIVERBANK ACOUSTICAL LABORATORIES IS ACCREDITED BY NVLAP (LAB CODE 100227-0) FOR ACOUSTICAL TESTING SERVICES IN ACCORDANCE WITH ISO/IEC 17025:2017 AND FOR THIS PROCEDURE. THIS REPORT MUST NOT BE USED BY THE CLIENT TO CLAIM PRODUCT CERTIFICATION, APPROVAL, OR ENDORSEMENT BY RAL, NVLAP, NIST, OR ANY AGENCY OF THE U.S. GOVERNMENT. THIS REPORT SHALL NOT BE MODIFIED WITHOUT THE WRITTEN APPROVAL OF RAL. THE RESULTS REPORTED APPLY ONLY TO THE SPECIFIC SAMPLE SUBMITTED FOR TESTING; RAL ASSUMES NO RESPONSIBILITY FOR THE PERFORMANCE OF ANY OTHER SAMPLE.

## Test Report

Riverbank Acoustical Laboratories  
2021-02-16

**RAL™-IN21-014**  
Page 6 of 8

### APPENDIX A: Extended Frequency Range Data

Specimen: 8 inch thick solid core concrete (no ceiling) (See Full Report)

*The following non-accredited data were obtained in accordance with ASTM E989-06 (2012), but extend beyond the defined frequency range of 100 Hz to 3,150 Hz. These unofficial results are representative of the RAL test environment only and intended for research & comparison purposes.*

1/3 Octave Band Center Frequency (Hz)	$L_n$ (dB)	$\Delta L_n$ (dB)	Repeatability (dB)
31.5	56	7.58	4.45
40	53	2.94	3.47
50	57	2.41	2.55
63	58	3.51	5.07
80	60	6.75	2.23
100	61	3.31	3.47
125	56	2.53	2.85
160	60	3.37	2.46
200	62	2.52	1.93
250	70	3.55	0.73
315	65	3.09	0.79
400	67	2.39	2.17
500	67	3.75	1.93
630	65	3.71	0.21
800	68	2.58	1.41
1000	68	3.26	2.05
1250	68	3.53	1.49
1600	68	2.46	2.22
2000	71	1.26	2.51
2500	70	1.71	1.26
3150	70	1.70	1.51
4000	71	2.62	1.85
5000	68	1.93	1.82
6300	67	1.29	1.90
8000	64	2.89	0.88
10000	67	4.45	4.02
12500	56	4.55	5.26

\* Level corrected due to proximity to background noise per E492 Section 10.2.2

\*\* Level corrected due to proximity to background noise per E492 Section 10.2.3, represents lower limit of specimen performance

## Test Report

Riverbank Acoustical Laboratories  
2021-02-16

RAL™-IN21-014  
Page 7 of 8

### APPENDIX B: Glossary for Variability Metrics

Specimen: 8 inch thick solid core concrete (no ceiling) (See Full Report)

$\Delta L_n$ , the 95% confidence interval for the reported normalized sound pressure level, is calculated from the standard deviation of the set of sound pressure levels measured during this individual test. This metric is calculated in an effort to quantify the variability in measured levels due to the combined influences of varying sound pressure level in the receive room and changes in specimen response for different tapping machine locations.

**Repeatability**, expressed as a 95% confidence interval, is calculated from the standard deviation in normalized sound pressure level as obtained from a total of six consecutive tests conducted according to this test method by RAL from 2019-02-07 to 2019-02-12. The tests were performed on a specimen composed of 152.4 mm (6 in.) thick concrete slabs, which was left installed and unaltered between tests. This metric provides an estimate of the variation in results that might be observed if the test were repeated with no change to the installed specimen. Note that repeatability will vary with the construction type.

1512 S BATAVIA AVENUE  
GENEVA, IL 60134  
630-232-0104

An ALION Technical Center

RIVERBANK.ALIONSCIENCE.COM

FOUNDED 1918 BY  
WALLACE CLEMENT SABINE

## Test Report

Riverbank Acoustical Laboratories  
2021-02-16

RAL™-IN21-014  
Page 8 of 8

### APPENDIX C: Instruments of Traceability

Specimen: 8 inch thick solid core concrete (no ceiling) (See Full Report)

<u>Description</u>	<u>Model</u>	<u>Serial Number</u>	<u>Date of Certification</u>	<u>Calibration Due</u>
System 2	Type 3160-A-042	3160-106974	2020-08-13	2021-08-13
Bruel & Kjaer Mic And Preamp C	Type 4943-B-001	2311439	2020-04-07	2021-04-07
Bruel & Kjaer Tapping Machine	Type 3207	3151105	2020-10-27	2021-10-27
Bruel & Kjaer Pistonphone	Type 4228	2781248	2020-08-12	2021-08-12
EXTECH Hygro 662	SD700	A083662	2020-12-18	2021-12-18
EXTECH Hygro 663	SD700	A083663	2020-12-18	2021-12-18

### APPENDIX D: Revisions to Original Test Report

Specimen: 8 inch thick solid core concrete (no ceiling) (See Full Report)

<u>Date</u>	<u>Revision</u>
2020-05-19	Original report issued

---

END



SPONSOR: **Riverbank Acoustical Laboratories**  
 Geneva, IL

Report Referenced: **RAL™-IN21-014**

Page 1 of 1

CONDUCTED: 2021-02-16

ON: 8 inch thick solid core concrete (no ceiling) (See Full Test Report for Details)

**Nonstandard Appendix E to ASTM E492-09 Impact Transmission Report**

Current priorities in the architectural acoustics community involve the development of more nuanced impact insulation metrics. Acoustics consultants and end users have observed that assemblies with equal Impact Insulation Class (IIC) ratings can sound substantially different and prompt differing amounts of customer complaints. Impact insulation metrics that are newly standardized or still in development seek to quantify the performance of floor-ceiling assemblies within certain ranges of sound frequency. These metrics would ideally correlate more strongly to subjective user experience and predict how the nature of the impact source will affect the response of the floor-ceiling construction.

Standard Classification ASTM E3222-20a provides a method for calculating the **High-Frequency Impact Insulation Class (HIIC)**, using normalized impact sound pressure level ( $L_n$ ) data at frequency bands from 400 Hz to 3150 Hz. In multi-family housing, high-frequency impact sound correlates to common sources such as the impacts of hard-heeled shoes, dragging furniture, dog toenails, and objects dropped on hard-surfaced flooring.

Methods for parametrizing insulation of low-frequency impact sound are still under deliberation; no calculation method has yet been standardized. A preliminary proposed method for calculating the **Low-Frequency Impact Insulation Class (LIIC)** uses normalized impact sound pressure level ( $L_n$ ) data at frequency bands from 50 Hz to 80 Hz. Low-frequency impact noise correlates to the “thudding” of footfalls on lightweight structures. Refer to the ASTM Work Item referenced below for details.

A summary of impact insulation ratings for the specimen described in the referenced test report is given below.

Referenced Document	Rating	Calculated Value
Standard Classification ASTM E989-18	<b>IIC</b>	<b>30</b>
Standard Classification ASTM E3222-20a	<b>HIIC</b>	<b>31</b>
Nonstandard Work Item ASTM WK63897	<b>LIIC</b>	<b>63</b>

Prepared by   
 Malcolm Kelly  
 Test Engineer, Acoustician