

VANTAGEPOINT

3 Streamlining stucco and stone installations.



4 It's time to say goodbye to box beam headers.

7 Our company values go to work beyond the job.

8 Flexible backing makes for a faster choice.

EMPOWER YOUR CREW

See how labor-saving products build competitive muscle.



LABOR SAVINGS TAKES THE LEAD.

ClarkDietrich puts a major focus on cutting down hours and driving up productivity.

ClarkDietrich is more than a manufacturer of the industry's broadest portfolio of steel framing systems and accessories. We're a recognized resource for product information and marketplace perspectives.

We're also known for innovations that advance both the design and construction of today's buildings. Looking across our comprehensive lineup of products and services, you'll see innovation throughout—from the strong, high-performance wall and ceiling systems we create with cold-formed steel, to the smarter tools we develop for streamlining the specification process.

“Arm your crew with the right products and expect powerful results.”

So, where does labor savings fit into that bigger story?

As a contractor or installer in today's highly competitive landscape, you might say it this way: Labor savings is the story.

A VIEW FROM MULTIPLE PERSPECTIVES

You get it. Saving labor is the key to bringing down costs and increasing your potential to come out ahead on every project. But all too often, labor-saving claims are made too quickly with little backup, and the whole issue becomes a cliché that gets ignored.

That's why we invite you to take a step back and look at labor savings from a few different, and perhaps fresh, perspectives.

Process of elimination

First and foremost for ClarkDietrich, it's about eliminating steps, materials and potential hazards that can end up costing you. TRAKLOC® Steel Framing is a perfect example.

The system's studs twist and lock into place, with no screws needed for attachment to the track. Because these studs can be installed from the ground, time spent

on ladders and scaffolding is greatly reduced, resulting in a safer worksite with fewer injuries and workers' comp claims. (For more on TRAKLOC, see below.)

Self-improvement

On the path to becoming a better contractor or installer, you want to make choices that help

you bid projects more competitively and complete them more profitably.

Your character and reputation also depend on living up to your word to finish projects on time. ClarkDietrich not only strengthens buildings, but also your ability to complete your work according to, and even ahead of, schedule.

Empowering your crew

Arm your crew with the right products and expect powerful results. Systems that are easier to install and have fewer pieces to handle, like RedHeader RO™ (page 3), allow workers to be more productive, individually and as a team.

Easier-to-work-with, labor-saving products also give you the leeway to deploy your team more strategically. The more experienced members can be freed to handle layout or management duties, while newer ones can tackle the hands-on installation tasks. It's all about working smarter, not just faster.

A PREVIEW OF WHAT'S INSIDE

This issue of *VantagePoint* is devoted to products and systems that install faster, require fewer steps, go together easier, and in some cases cut labor by up to 50%.

We'll cover the complete spectrum, including drywall framing systems, head of wall solutions, clips and accessories, and even BIM modeling tools. Along the way, we'll detail the features and benefits that are unique to each, while paying special attention to the labor-reducing advantages that impact your bottom line.

ALWAYS MORE TO DISCOVER

While the following pages highlight a wide range of several ClarkDietrich innovations, it's only just a sample. Our comprehensive lineup is waiting for you, with even more ways to put labor-saving systems and accessories to work on your projects.

Discover all we have to offer at clarkdietrich.com.

VantagePoint is a custom publication of ClarkDietrich Building Systems. Walls and ceilings contractors, installers and specifiers, as well as members of the A+D community, will find relevant information and insights on the products, services, tools and people that together make our company Stronger than steel!™

BUILT-UP HEADERS SLOW YOU DOWN.

Do things the easy way with RedHeader RO™



Traditional built-up, or “boxed,” headers can best be described in one phrase: incredibly labor-intensive. They're notoriously troublesome and time-consuming to assemble, insulate and install. Not only that, they require several screws, which negatively impacts drywall finishing.

Fortunately, ClarkDietrich has a faster, easier and much more innovative system-based solution: RedHeader RO™

RedHeader RO is not just engineered to replace conventional boxed headers and built-up jambs.

It's designed to provide better results—while cutting your labor time in half.

“RedHeader RO can provide better results while cutting your labor time in half.”

The system's one-piece headers and jambs eliminate the additional studs, track and screws required to frame traditional rough openings. In fact, RedHeader RO reduces the number of material pieces and screws needed by up to 50%. It also helps you achieve higher efficiency on the jobsite with jambs that are pre-cut to specified

lengths. In other words, there's no more need for time-consuming cutting in the field.

Another very notable advantage of RedHeader RO is the patented Drop 'N Lock™ Clip. It makes field adjustments a snap, and it provides a flatter surface for a smoother drywall finish. The header simply drops into place, and slots allow for vertical field adjustments before fully attaching the clip to the jamb stud.

Even better, with opened jamb studs and a single header profile, insulating is a breeze. Plus, the headers' noticeable red color makes them more easily identifiable in the field.

Red Header RO is available nationwide, which means commercial contractors across the country have access to a proven labor-saving system that maximizes their time on the jobsite.

TELESCOPING STEEL STUDS RISE TO MEET MULTIPLE CHALLENGES.

Leave screws, ladders and measuring behind with TRAKLOC®

Gone are the days of measuring and cutting nearly every stud due to variations in the ceiling-to-floor height of new or retrofit steel framing projects. ClarkDietrich's revolutionary TRAKLOC® Steel Framing System allows installers to order one length member and adjust accordingly to allow for variances in the slab. TRAKLOC studs are ICC-ES approved without the need for mechanical fasteners to attach the studs to the top or bottom track. The swaged end of the

TRAKLOC stud twists and locks into special twin v-grooves of the system's track for a secure and positive attachment.

This innovative steel framing system requires contractors to spend less time climbing up and down ladders and scaffolds, measuring and cutting studs, and installing screws. These efficiencies

routinely save contractors between 25 to 35 percent on time spent framing walls and can result in up to 20 percent savings in total cost of installation. In addition, TRAKLOC eliminates the need for noisy chop saws, so framing can occur during office hours of occupied buildings. The installer-friendly system reduces the potential for jobsite injuries and lowers workers' comp costs.

TRAKLOC studs are available in four configurations including TRAKLOC Fixed-Length Stud, TRAKLOC Adjustable Stud, TRAKLOC Deflection Stud and TRAKLOC Elevator Stud.

25-35%

Time routinely saved by TRAKLOC efficiencies.



STREAMLINING STUCCO AND STONE INSTALLATIONS.

BackerBead™ goes in fast to provide long-term protection.

Creating clean, watertight installations around doors and windows for stucco and thin stone is important for the long-term performance of a wall system. These areas are susceptible to water entry, that when wet, can lead to rot, mold and mildew.

To properly seal the intersection between the door or window framing and the stucco or stone termination, an installer has traditionally had to “set back” the finish from this intersection—then apply a backer-rod and sealant finish to allow for the independent movement of the surfaces, and simultaneously form a consistent and tight moisture seal. It's a tedious effort for the installer.



Now, thanks to the new BackerBead™ by Vinyl Corp, creating a moisture-proof seal in stucco and stone installations is a breeze. The innovative BackerBead combines an ASTM-grade PVC casing bead with a closed-cell polyethylene backer-rod to provide a continuous termination and consistent gap around the openings in the wall. With BackerBead, the installer can place the bead directly to the surface of the frame, fasten the flange to the substrate, and install the factory-set backer-rod with little effort, saving valuable time on the jobsite. Once done, the door or window is ready to be sealed for a proper gasket.

With BackerBead, installers can create a code-required joint with built-in backer-rod for a moisture-tight seal around doors and windows. The innovative product not only allows installers to work faster on the wall, but it enables

professionals to create a better joint for the sealant that will ultimately mitigate water intrusion over the long term.

“...creating a watertight seal in stucco and stone installations is a breeze.”

BackerBead is engineered with two proven and time-tested materials: exterior grade PVC that meets ASTM D1784 and D4216 standards; and closed-cell backer-rod, which is blue in color to indicate sealant coverage in the joint, and complies with ASTM C1130.

Vinyl Corp. is a wholly owned subsidiary of ClarkDietrich.

IT'S TIME TO SAY GOODBYE TO BOX BEAM HEADERS.

The HDS® Framing System installs in half the time.

Cost-effective. Multipurpose. Truly innovative. There are many ways to describe its advantages, but the Heavy-Duty Stud (HDS®) Framing System is a solution that saves significant time and labor when compared to conventional methods.


Due to its superior strength and carrying capacity, the HDS Framing System does the job of delivering the high performance demanded by today's

structures while using far fewer members. You can leave behind box beam headers, nesting track and stud for posts and jambs, as well as do away with multi-member, built-up truss chords and webs.

In addition to installing much more quickly, the HDS System also provides improved finish quality by eliminating excessive material and screw head buildup around doors and windows.

HDS System Benefits at a Glance:

- Reduces installation time by 50%
- Outstanding bending strength in two directions
- Eliminates box beam header assembly
- Reduces material and labor costs up to 50%
- HDS can be screw-attached from either side
- Eliminates stud-to-track nesting for post, header and jamb studs
- Openings up to 15' wide
- Eliminates multi-member built-up truss chords and webs



DISPLAYS STRONG WORK ETHIC. (And even stronger sense of pride.)

Know anyone who fits that description? We're hiring.

Skills, strength and spirit make our employees among the best in the industry. We invest in our people with training and development, while fostering the work-life balance everyone seeks.

We have immediate openings at 13 locations nationwide for:

Industrial Maintenance Mechanics | Industrial Electricians/Technicians | Machinists

Sales | Management Trainees | Operations Management Trainees



Scan the code below to view all available openings



Background check, drug and medical screening required.

clarkdietrich.com/careers

IS YOUR METAL PLASTER BASE SLOWING YOUR PACE?

New welded-wire lath provides a better way.

Installers who typically use diamond mesh lath or stucco netting to install hard-coat plaster systems are familiar with the problematic issues of working with these metal plaster bases. For one, diamond mesh lath contains many laps in the system, both vertical and horizontal. These laps require fastening to the framing or wire-tying between framing.

Further, the ability to embed the scratch-coat requires the applicator to really work the scratch into and through the diamonds. These procedures are laborious and time-consuming when done correctly.

On the other hand, stucco netting (commonly called chicken wire) is considered easier to install; but if applied using hawk and trowel only, the scratch coat may not adhere to the thin wires. Also, this wire is most often installed without furring, mitigating the ability to provide uniform stucco embedment.

A third, and better, metal plaster base option is Structalath™, produced by Structa-Wire Corp., a corporate partner of ClarkDietrich. It's a unique welded wire lath featuring patented flat wires that are welded horizontally to continuous furred vertical wires. This worker-friendly wire plaster base comes in rolls to make it easy to handle, yet lays down flat on the wall where rolled out.

Attachment of the mesh is simple, requiring engagement of only two strands of wires into framing. In addition, Structalath comes in 38-inch wide rolls, which creates less laps than the 27-inch wide diamond mesh sheets. Plus, the horizontal laps don't require attachment, according to Structa's ICC Report (ESR #2274).

Truly, no other lath installs faster, lies flatter while remaining furred, or scratches more uniformly than Structalath. It's an ideal lath for large, repetitive wall stucco or thin stone projects, and can even speed installation time by 20 percent thanks to its ease of installation.



TIME & MATERIAL STUDY

Structalath Twin Trac vs. 2.5 Diamond Lath

Time and Material analysis was calculated utilizing On Center Quick Bid software and compares man hours and materials required to complete projects with Diamond Lath and Structa Twin Trac as follows:

Commercial
Hotel Complex - Uvalde, TX
Metal Stud @ 24" OC over gypsum sheathing

	Time	Structa Twin Trac	Time
2.5 Diamond Lath 1547 sheets (27,846 sq. ft.)	632 hrs	54 rolls 25,758 sq. ft.	434 hrs

Twin Trac Material Savings: 8%
Twin Trac Labor Savings: 22%

Residential
2 Storey Custom Home - San Antonio, TX
Wood Frame @ 16" OC

	Time	Structa Twin Trac	Time
2.5 Diamond Lath 374 sheets (6,732 sq. ft.)	135 hrs	13 rolls 5850 sq. ft.	106 hrs

Twin Trac Material Savings: 9%
Twin Trac Labor Savings: 30%

Structa Twin Trac Designed to Improve Efficiencies

Labor Savings

- Less Handling – 1 roll = 25 sheets ML
- Simple Fastening at twin tracs
- Longer Lengths – at 150 ft.
- Wider Widths – at 38 3/8"
- No Wire Tying Required

Material Savings

- Less Vertical Overlaps
Twin Trac not limited to 96" lengths
- Less Horizontal Overlaps
Due to 38" widths
- Less Waste
Twin Trac can be custom cut to fit framing

FASTER. SMARTER. SPAZZER®

Bridging steel studs has traditionally been one of the more time-consuming aspects of structural steel framing. Until now, most bridging in steel studs was accomplished with

Reduce installation costs by up to

40%

cold-rolled channel that required bridging clips or welding. That was before the days of the TradeReady® Spazzer® 5400 Spacer Bar. Manufactured by ClarkDietrich, the Spazzer Spacer Bar is a pre-notched, 16-gauge, galvanized steel spacer and bridging bar, engineered to facilitate the rapid, efficient erection of exterior curtain wall framing, load-bearing walls and high interior partitions constructed of structural studs.

Equipped with proprietary, pre-notched slots that alleviate the need for prolonged techniques to bridge steel studs,

the Spazzer 5400 is passed through the stud knockouts and rotated 90° into position, engaging each side of the knockout. This simplified process can reduce installation costs by up to 40 percent while providing excellent torsional and lateral stud restraint.

For drywall applications, there is a 20-gauge (33mil) Spazzer option that is 50" long and pre-notched to hold studs rigidly on 16" or 24" centers.

OUR BIM TOOLBOX JUST KEEPS GETTING BIGGER.

Custom answers from ClarkDietrich help you do more with Revit® and MWF Pro Wall.

When it comes to building BIM models with cold-formed steel framing, having the right tools in your Autodesk Revit® software is essential—and especially for detecting clashes with other building systems. It's better to find and fix issues in the virtual world, before they cost you time and money in the field.

“It's better to find and fix issues in the virtual world, before they cost you time and money in the field.”

Further, this combination of leading software and add-in tools not only streamlines the process of creating a BIM model, it will also lead to greater collaboration among and between a project's design and construction teams.

ClarkDietrich has been working closely with StrucSoft Solutions (Revit software extension developers) since 2010 in the development of extension tools that support our BIM Engineering Team. Working together in 2011, we developed Wall Type Creator™—the first architectural Revit add-in design tool made specifically for cold-formed steel framing. The software helps architects build information-rich wall types, with specific details on UL, STC and limiting heights. With the success of Wall Type Creator within the architectural design environment, we turned our focus to building a software platform that would assist the contractor community.

In November of 2014, we released our custom BIM Framing Tools in the latest update of MWF Pro Wall packages. Along with MWF's wall framing creation and clash detection tools, MWF also now includes several other custom framing tools for the contractor.

PROSTUD® NON-STRUCTURAL STUD SELECTION TOOL:

Look up ProSTUD® limiting heights and automatically load in the required ProSTUD® and ProTRAK® families into Revit and MWF's walls. If the wall types were first created using ClarkDietrich Wall Type Creator, all wall selections will be preset.

STRUCTURAL STUD SELECTION TOOL:

Find structural stud limiting heights for interior and exterior walls and automatically load in the required ClarkDietrich/SFIA Families into Revit and MWF's walls.

TOP DEFLECTION TRACK SELECTION TOOL:

Add a diverse lineup of top deflection track systems into Revit MWF walls. Systems include: ProTRAK® Deep Leg, Non-Structural Deep Leg, Structural Deep Leg, MaxTrak® and MaxTrak 2D Slotted Deflection Track, and BlazeFrame® Fire Stop Deflection Track systems.

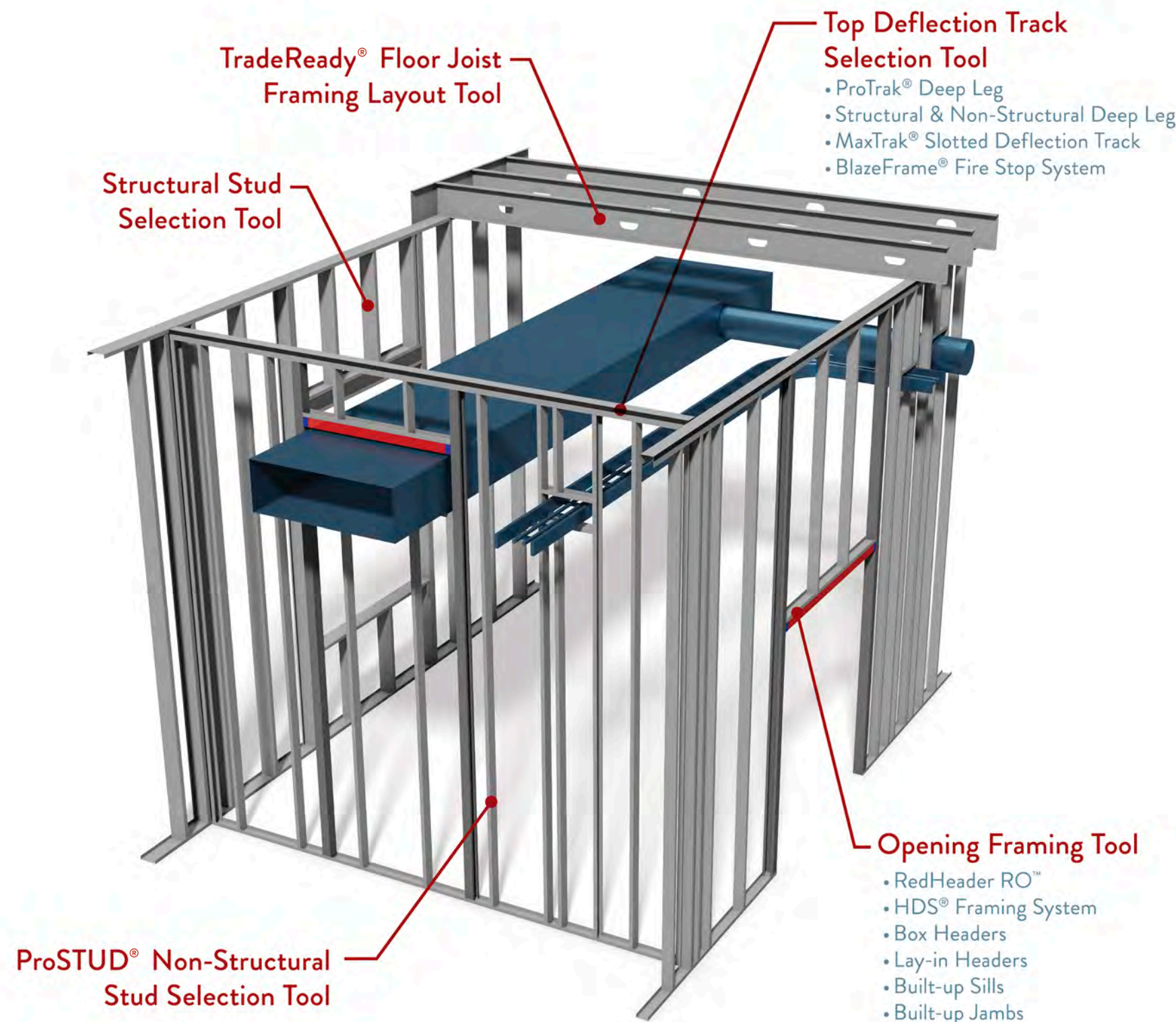
OPENING FRAMING TOOL:

Simplify the process of building a diverse lineup of header, sill and jamb systems with MWF's wall templates and/or

marker tools. Systems include: RedHeader RO™ and HDS® Framing System to build header, sill and jamb configurations. The tool also includes lay-in and box header configurations.

TRADEREADY® FLOOR JOIST FRAMING LAYOUT TOOL:

Watch for the launch of this premier system from ClarkDietrich, which will be part of StrucSoft Solutions advanced floor layout tool (MWF Pro Floor).



Want to know more about our custom BIM tools or StrucSoft Solutions' MWF System for Revit? Find out more at clarkdietrich.com/BIM or e-mail us at BIMinfo@clarkdietrich.com

OUR COMPANY VALUES GO TO WORK BEYOND THE JOB.

ClarkDietrich team members are inspired to support their community.

You will find ClarkDietrich's company values on the back of every business card. You'll see them posted in every office and plant. They're even included in our employees' year-end performance review forms. Much more than words on paper, these values define our very culture:

- Do The Right Thing - Do Things Right**
- Creative Solutions From Everyone**
- Positive Energy And Teamwork**
- A Balanced Life**



While each of these help shape the work experience at ClarkDietrich Building Systems, there's one that truly energizes our employees both on and off the job.

Living a balanced life in a complex and challenging work environment isn't always easy, but each of us tries to strike the right combination of work and family. Some of our employees have found truly exceptional ways to express their skills beyond the work environment.

One of those exceptional stories involves our southwest Ohio Territory Manager, Troy Kehr. Upon the loss of

his sister, Tina, to breast cancer, Troy founded Tina's Angels. The foundation honors his sister's memory by planning family-centered activities to provide support, encouragement, laughter and lasting memories for those in the local community affected by breast cancer. Their fundraising activities include: 5K runs, paintball and kickball tournaments, and raffles, just to name a few.

Most recently, Tina's Angels provided a weekend getaway for Jen Anderson and her family to Great Wolf Lodge indoor water park and hotel just outside of Cincinnati. Jen is currently battling breast cancer, and she described the

Wolf Lodge experience provided by Tina's Angels as "pure fun" and as a much-needed chance to "forget about cancer for awhile." Upon their arrival, the family was greeted with a cake decorated with a Disney *Frozen* movie theme, much to the delight of Jen's two daughters, whose birthdays fell just before and after the weekend trip.

Jen's letter accompanies this article to demonstrate the difference that having, and acting on, values can make in the lives of others.

May 2014
Dear Tina's Angels,

Thank you so very much for the awesome gift of fabulous fun at Great Wolf Lodge. Working with Kim Matt was a pleasure, and our family was truly blessed to be able to enjoy a very memorable mini-vacation together.

It was so fun to play in the water park with my daughters (Maren, age 7 and Greta, age 3) and my husband Brad. Maren and I went on the biggest water slide together—I couldn't believe she was brave enough to take it on! Greta was in awe of every new play area; she would have moved into the Lodge if it were an option. Thanks to your generosity, we were also able to invite our dear friends (the Lenhoff family) to join us at Great Wolf. James and Amy Lenhoff manage an email address (help4andersons@gmail.com) that we share on my blog (DoTodayWell.com), and all of the people who want to help us contact them; they then coordinate meals, deliveries, etc. It has been such a blessing to outsource the "help"—although it does sound counterintuitive! :) They are a source of constant support and strength for us. It was nice for our two families to join together for pure FUN and to forget about cancer for awhile. Thank you for that priceless gift.



We were at the Lodge a few days after Maren's birthday and about a week before Greta's birthday, so we have been celebrating their 7th and 3rd birthdays. The girls were absolutely thrilled with the *Frozen*-themed cake that was waiting for us when we arrived. It was delicious and truly icing on the cake (pun intended) of a marvelous experience.

Since cameras and water are not friendly to each other, we don't have many photos of the hours and hours of playtime and fun that we shared—not to worry, though—those memories are stored in our minds and hearts forever.

I read about Tina on the website, and I truly believe that she and I would have been friends had we had the chance to meet. We are grateful for the legacy that you are continuing on her behalf!

Sincerely,

Jen, Brad, Maren and Greta Anderson

MULTITASKING ON THE JOB TAKES ON A WHOLE NEW DIMENSION.

BlazeFrame® does a whole lot more than stop fires.

BlazeFrame® Fire Stop Deflection Track is an innovative steel framing system ideal for head-of-wall deflection requirements. Specifically, it features an intumescent strip affixed to steel profiles that simultaneously frames, fire stops and sound seals both dynamic and static joints. This multitasking product is completely installed once the top track is in place, helping contractors work faster and avoid multiple trips up scissor lifts and extra scaffolding time. And, unlike traditional caulking or spray systems, with BlazeFrame there are no hazardous materials or cleanup areas that pose environmental concerns.

“...no hazardous materials or cleanup areas that pose environmental concerns.”

The cured intumescent is odor-free, effective immediately, and remains unaffected by freezing, wet or humid conditions. BlazeFrame offers protection

and support of wall framing materials for up to four inches of movement capability. Designs utilizing BlazeFrame assemblies eliminate caulks, sprays, drywall rips, and contour drywall ‘castle’ cuts throughout the joint systems. The UL classified joint systems provide for positive attachment of wall framing, 100 percent unencumbered movement, smaller installed joints, and sound control with no fatigue or degradation.

BlazeFrame has already been proven on jobsites. For instance, a contractor in the Dallas market recently needed a product that could handle 4 inches of total movement (1.5-inch extension and 2.5 inches of compression) for a high-profile project. Traditional caulk and spray methods wouldn’t work with these high deflection requirements, so they sought a solution from ClarkDietrich technical staff. Not only did BlazeFrame

meet the very high and unusual deflection requirements, it saved approximately \$9 per foot over the system that was specified by the architect of record, as stated by the contractor’s manager.

The amount of money that can be saved will vary by market and deflection requirement. But BlazeFrame products clearly offer solutions for a variety of conditions and help to reduce overall costs of systems installation.




FLEXIBLE BACKING MAKES FOR A FASTER CHOICE.

With Danback®, the labor savings are dramatic.

Danback® Flexible Wood Backing System, featuring Dricon® fire-retardant treated wood (FRT), has made wood backing installation easy and economical by eliminating cutting, notching, ripping and routing. The easy-to-use system can even cut down installation time by as much as 90%.

Danback provides superior connection shear and pullout strength to support and meet even some of the heaviest loading conditions. Simply snap, flex and screw Danback into place. The patented hinge design actually flexes around the stud and snaps into place for a perfect fit—every time.

Dricon FRT is pressure-treated wood that is chemically treated to reduce flamespread and smoke development. Dricon is Class A

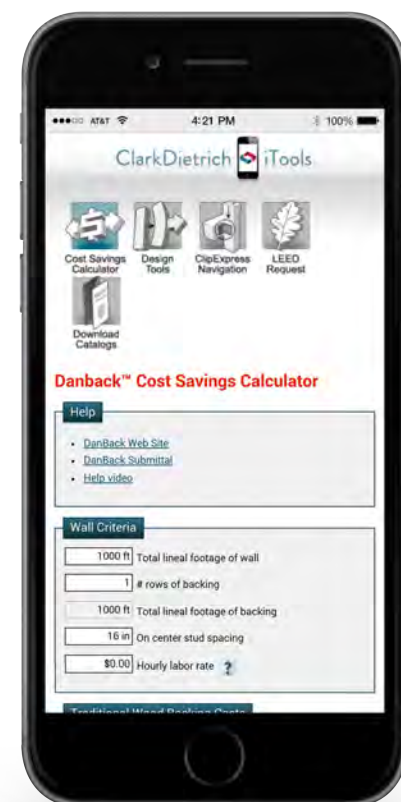


Cut down installation time by as much as

90%

fire retardant, EPA registered, NER approved (NER-303) and complies with all national codes including the 2003 International Building Code (IBC) and the 2003 International Residential Code Council (ICC).

Danback flexible wood backing is available with FSC-certified lumber and may contribute LEED® points to construction projects.



How much can Danback save you?
Find out at iTools.ClarkDietrich.com



SPECIAL INSERT

ClarkDietrich Engineering BIM Services, Autodesk® Point Layout & GTP (Get The Point)

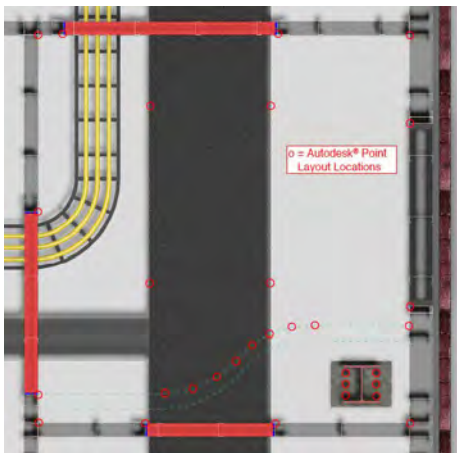
Giving you the ability to take BIM model points to the field



ClarkDietrich Engineering Services (CDES) is collaborating with GTP and Autodesk® Point Layout (formerly GTP Software) giving contractors more accurate job site layouts.

CDES offers BIM coordination and engineering design services for cold-formed steel framing to architects, general contractors and subcontractors. BIM coordination includes assisting with clash avoidance, collaborating with other trades, creating 3D visuals for cold-formed steel framing, providing detailed documentation/shop drawings that include wall elevations, sections and plan views, and other customized BIM services.

The CDES BIM Team now offers the service of adding field points into their BIM models for locations like: jamb studs, duct openings, corner studs and anchor connections. All points are added using Autodesk® Point Layout and are field coordinated using GTP (Get The Point) Total Stations.



GTP Services LLC (Get The Point) connects your company with technology that will help elevate your company to the next level of overall construction workflows.



GTP Services are the leading innovators by providing cutting edge software and services to the construction industry. We help facilitate and bridge-the-gap to the overall “construction” workflow to help leverage your company’s BIM efforts.

These tools will raise your company’s profitability by saving time and money in preparing job bids, more accurately detail projects, ability to track the status of all items through the lifecycle of a project, and communicate to the field directly through the model. GTP Services can give you the confidence you need to take on any job.



Ask the CDES BIM Team how to get a ClarkDietrich Preferred Customer Discount on GTP’s LN-100 or X-Series Robotic Total Station Packages

CDES BIM Services, Autodesk® Point Layout & GTP (Get The Point)

Giving you the ability to take BIM model points to the field



About ClarkDietrich™ Engineering Service

ClarkDietrich Engineering Services [CDES] is a full-service engineering consulting firm specializing in cold-formed steel. CDES offers services including sealed shop drawings and calculations for curtain (non-bearing) and full load-bearing designs; Building Information Modeling (BIM) Services; preliminary sizing; pre-bid engineering pricing; and technical assistance and LEED® compliance with ClarkDietrich's products. Our engineering fees and lead times are competitive and our customer service exceeds the industry standard. We believe strongly in value engineering and customer input.

We provide a consistent point-of-contact through our Regional Project managers. With 5 engineering offices and over 50 engineers and technicians on staff, we have the ability to handle any of your cold-formed steel engineering needs to meet your schedule. We are registered in all 50 states and maintain errors and omissions insurance.



About GTP Services LLC (Get The Point)

GTP is a hardware dealer, specializing in the use of Total Stations and Scanners within the construction industry specializing in bringing CADD (Computer Aided Drafting & Design) and BIM (Building Information Modeling) data from the office to the field for job site layout. With this improved construction approach, projects are being completed on time and under budget, with more accuracy than ever before imagined.

As of August 21, 2013 Autodesk®, Inc. has completed the acquisition of technology assets from Colorado-based GTP Services LLC and today introduces Autodesk® Point Layout.

POINT LAYOUT

About Autodesk® Point Layout - Point placement and construction layout software

Point Layout construction layout software helps contractors and subcontractors bring model accuracy to the field. Use model coordinate information at the job site to improve office-to-field efficiency and QA/QC, reduce rework, and increase layout productivity.

**Ask the CDES BIM Team how to get a ClarkDietrich Preferred Customer Discount
on GTP's LN-100 or X-Series Robotic Total Station Packages**