

## High-strength expanded metal mesh for walls and ceilings.

The Barrier Mesh™ System is a heavy-gauge steel mesh installed typically onto stud framing (both metal and wood), with gypsum sheathing applied to its surface to conceal the mesh. ClarkDietrich Barrier Mesh™ (BM) can also be used without sheathing to provide an enhanced protection of security to walls, ceilings as well as floors. Barrier Mesh is produced in different size diamonds and gauges for various levels of security.

Barrier Mesh is produced to ASTM F1267. Standard sheet sizes are 4-foot x 8-foot. The Barrier Mesh System is designed to attach to metal or wood stud framing, with specially designed Barrier Mesh clips, purchased with the Barrier Mesh and shipped together, as a system.

LEED® Information and Safety Data Sheet (SDS) on Barrier Mesh available upon request. For more information, visit [clarkdietrich.com](http://clarkdietrich.com).



- Protects against break-ins and break-outs on metal stud & wood framing
- Ideal for use in lieu of reinforced concrete or concrete block
- High-strength and fire-resistant; approved in 28 UL Assemblies
- Made from carbon steel ASTM A1011
- Options for galvanized and Stainless Steel

## MATERIAL STANDARDS AND INSTALLATION

All components shall meet or exceed current standards and specifications as designated by the American Society for Testing and Materials. Shall be certified by ClarkDietrich as Barrier Mesh per ASTM F1267, Type 2, and Class 1 carbon steel finish. Installing the Barrier Mesh System will not jeopardize a fire rated wall assembly. See UL Fire Resistance Directory for Wall Assemblies with Barrier Mesh Listed up to 2-hours.

### LAYOUT OF MESH

Installation and lay-out of the BM panels on the job shall be approved by the owner or general contractor prior to installation, with the intent to attach mesh panels on vertical framing members. ClarkDietrich recommends the framing members be no less than 20ga metal studs for security applications. Barrier Mesh panels may be installed with diamonds running in either direction. Barrier Mesh is produced to industry standards (EMMA) of (up to)  $-0 + \frac{1}{4}$ " per foot tolerance in either direction of the mesh. Therefore, the mesh may not be perfectly square. The barrier mesh's joints shall join by either staggering or butt joint diamonds. If the previous joining methods can't be employed, ClarkDietrich allows overlapping the mesh panel's joints, with proper fastening or wire-tying between framing at recommended spacing.

### ATTACHMENT OF BARRIER MESH

Barrier Mesh shall be attached to framing members using ClarkDietrich BM-Clips™ through recommended threaded fasteners. Steel stud fasteners shall be flat head, bugle type, self-tapping screw long enough to penetrate the steel stud at least  $\frac{3}{8}$ ". For wood stud applications, use a  $1\text{-}\frac{5}{8}$ " fine thread drywall screw allowing the fastener to penetrate the framing member at least  $1\frac{1}{2}$ ". ClarkDietrich recommends ClarkDietrich BM-Clips™ be installed 10-12" on-center vertically on framing members. The ClarkDietrich BM-Clips™ are the preferred method of securing mesh panels to framing members. If planning to weld the mesh to framing, the steel framing must be 33mil thickness or greater.


Cut the Barrier Mesh with a hand held circular saw with abrasive or carbide tip blade; hand-held grinder with cutting wheel, cutting torch or heavy duty snips.

**PRODUCT DATA & ORDERING INFORMATION**
**Projects Uses:**

Correctional facilities, government offices, retail stores, computer rooms, airport security, law enforcement facilities, military facilities or any space that requires substantial barrier protection.


**Material:** Carbon Steel Mesh, Complying to ASTM F1267 & ASTM A1011  
Expanded Metal Manufacturers Association - EMMA 557-15

**Sheet Size:** 48" x 96" (Tolerance -0, +1/4" /foot of dimension, length & width)




Product code	Nom. Gauge	Thickness		Diamond	Bond Size Center-to-center	Weight lbs/100ft <sup>2</sup>	Percent of open area
		Overall thickness (in)					
BM50	18	0.038		1/2"	.500" x 1.26"	61	61
	16	0.048				77	61
	13	0.072				126	57

Details above can be specified differently, achieving same end result. Check with manufacturer or submittal.




Product code	Nom. Gauge	Thickness		Diamond	Bond Size Center-to-center	Weight lbs/100ft <sup>2</sup>	Percent of open area
		Overall thickness (in)					
BM75	16	0.048		3/4"	.923" x 2.10"	47	76
	13	0.072				67	77
	9	0.108				157	64

Details above can be specified differently, achieving same end result. Check with manufacturer or submittal.



Product code	Nom. Gauge	Thickness		Diamond	Bond Size Center-to-center	Weight lbs/100ft <sup>2</sup>	Percent of open area
		Overall thickness (in)					
BM10	16	0.048		1"	1.00" x 2.52"	38	80

Details above can be specified differently, achieving same end result. Check with manufacturer or submittal.



Product code	Nom. Gauge	Thickness		Diamond	Bond Size Center-to-center	Weight lbs/100ft <sup>2</sup>	Percent of open area
		Overall thickness (in)					
BM15	16	0.048		1-1/2"	1.33" x 3.15"	35	82
	13	0.072				51	83
	9	0.108				105	76

Details above can be specified differently, achieving same end result. Check with manufacturer or submittal.


**(BM-Clip) ClarkDietrich Barrier Mesh™ Clips**

ClarkDietrich Barrier Mesh™ Clips (BM-Clips) are high-strength steel components which provide secure attachment of Barrier Mesh™ metal panels to wood or steel stud framing for a complete Barrier Mesh™ System. The ClarkDietrich BM-Clips™ act as "washers" for the attachment of the Barrier Mesh to framing members.

- Coating: G40
- Design Thickness: 0.020 inches
- Minimum Base Thickness: 0.019 inches
- Dimensions: 2-3/4" long, 1-1/2" wide
- Packaging: 300 Clips/carton, 4 lbs/carton