



SOUND TRANSMISSION LOSS TEST REPORT NO. TL09-576

CLIENT: **DMFCWBS, LLC**
9100 Centre Pointe Drive, Suite 210
West Chester, OH 45069

Page 1 of 2
25 September 2009

TEST DATE: 22 September 2009

INTRODUCTION

The methods and procedures used for this test conform to the provisions and requirements of ASTM E 90-04, *Standard Test Method for Laboratory Measurement of Airborne Sound Transmission Loss of Building Partitions*. Copies of the test standard are available at www.astm.org. The test chamber source and receiving room volumes are 204 and 148.4 cubic meters respectively. Western Electro-Acoustic Laboratory is accredited by NVLAP (National Voluntary Laboratory Accreditation Program) Lab Code 100256-0 for this test procedure. NVLAP is part of the United States Department of Commerce, National Institute of Standards and Technology (NIST). This test report relates only to the item(s) tested. Any advertising that utilizes this test report or test data must not imply product certification or endorsement by WEAL, NVLAP, NIST or the U.S. Government.


DESCRIPTION OF TEST SPECIMEN

The test specimen was a wall assembly constructed from metal studs and type X gypsum board. The studs and tracks were ProSTUD-015 (25 GA equivalent) 2-1/2 inch (64 mm) metal. The studs were spaced horizontally at 24 inches (610 mm) O.C. The frame was isolated from the test opening with 1/4 inch (6.4 mm) neoprene pads. On both sides, one layer of 5/8 inch (15.9 mm) thick type X gypsum board was screwed to the studs at 8 inches (203 mm) O.C. around the perimeter and 12 inches (305 mm) O.C. in the field with 1-1/4 inch (31.8 mm) #6 drywall screws. All gypsum board was oriented vertically and the joints were staggered on opposite sides of the wall. All joints and perimeters were sealed with a bead of caulking and metal foil tape. Screw heads were covered with metal foil tape. The overall dimensions of the wall assembly were 96 inches (2.44 m) wide by 96 inches (2.44 m) high by 3-3/4 inches (95 mm) thick. The overall weight of the assembly was estimated to be 304 lbs (138 kg) for a calculated surface density of 4.75 lbs./ft² (23.2 kg/m²).

RESULTS OF THE MEASUREMENTS


One-third octave band sound transmission loss values are plotted and tabulated on the attached sheet. ASTM minimum volume requirements are met at 80 Hz and above. The Sound Transmission Class rating determined in accordance with ASTM E 413-04 was STC-38.

Approved:



Gary E. Mange
Laboratory Director

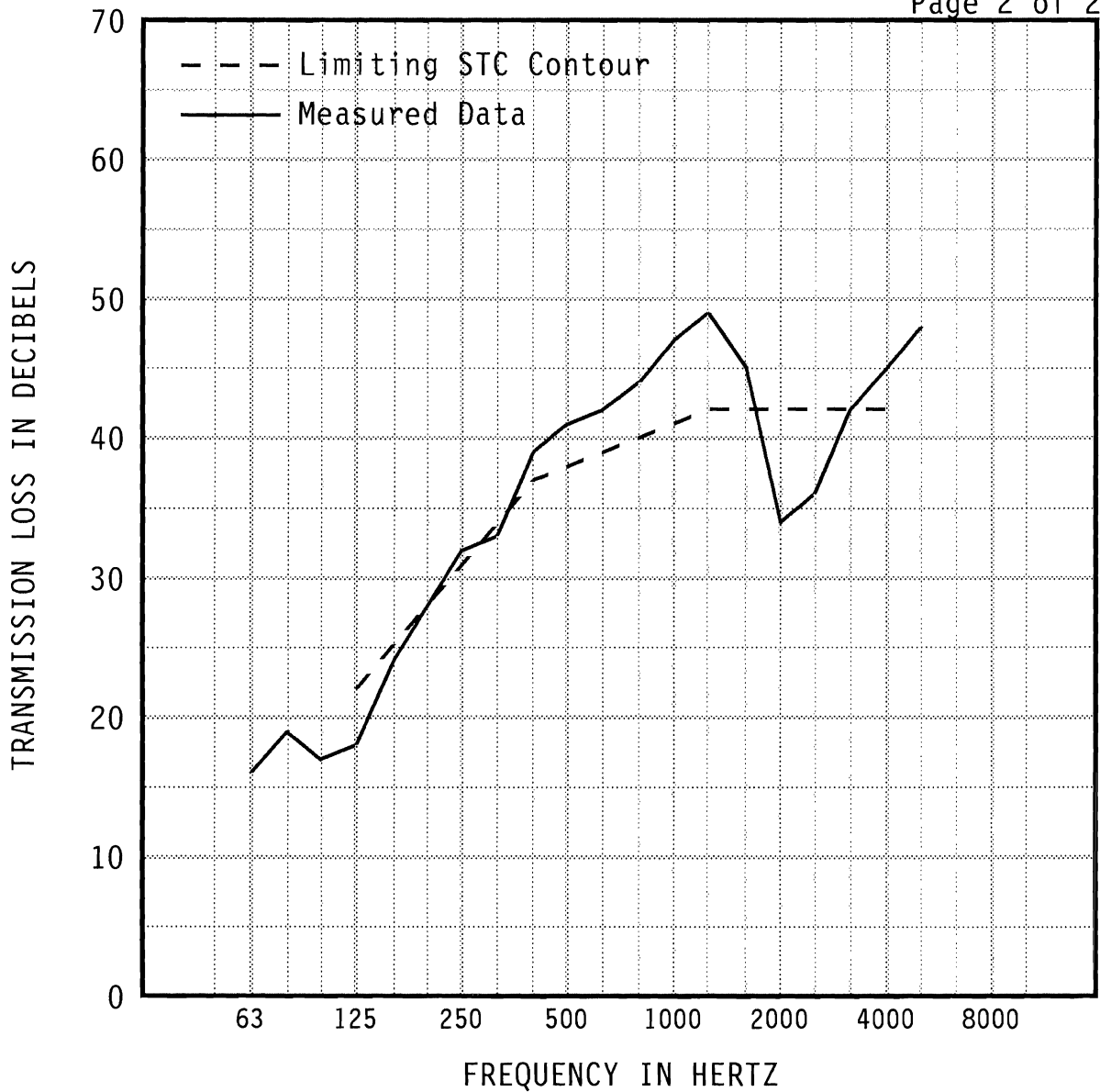
Respectfully submitted,
Western Electro-Acoustic Laboratory



Raul Martinez
Acoustical Test Technician

WESTERN ELECTRO-ACOUSTIC LABORATORY

Report No. TL09-576



1/3 OCT BND CNTR FREQ	63	80	100	125	160	200	250	315	400	500
TL in dB	16	19	17	18	24	28	32	33	39	41
95% Confidence in dB deficiencies	1.42	1.92	2.07	1.47 (4)	0.89 (1)	0.76 (0)	0.80	0.52 (1)	0.36	0.38
1/3 OCT BND CNTR FREQ	630	800	1000	1250	1600	2000	2500	3150	4000	5000
TL in dB	42	44	47	49	45	34	36	42	45	48
95% Confidence in dB deficiencies	0.29	0.44	0.38	0.39	0.36	0.56 (8)	0.55 (6)	0.31 (0)	0.32	0.50

EWR 39	OITC 29	Specimen Area: 64 sq.ft. Temperature: 77.9 deg. F Relative Humidity: 33 % Test Date: 22 September 2009	STC 38 (20)
-----------	------------	---	-------------------

Report must be distributed in its entirety except with written authorization from Western Electro-Acoustic Laboratory



NVLAP LAB CODE 100256-0